



# Myers Elementary School

2160 Jewel St NW  
Salem, OR 97304 (503) 399-3175  
[myers.salkeiz.k12.or.us/](http://myers.salkeiz.k12.or.us/)

DISTRICT Salem-Keizer SD 24J  
SUPERINTENDENT Christy Perry  
PRINCIPAL Stephanie Makjavich  
GRADES SERVED K-5

For more report card measures,  
including detailed demographic  
information, visit  
[www.oregon.gov/ode/reports-and-data](http://www.oregon.gov/ode/reports-and-data)

## FROM THE PRINCIPAL

Dear Parents and Community Members,

During the 2016-2017 school year, students in Oregon again took the Smarter Balanced Assessments. No overall school rating levels have been assigned to Oregon schools for the past two years. However, you will see a ratings level for Academic Achievement, Academic Growth, and Sub-group growth. Achievement based on the Smarter Balanced Assessments showed:

- 41.5% of students in Grades 3-5 met or exceeded state standards for English Language Arts.
- 31.3% of students in Grades 3--5 met or exceeded state standards for mathematics. Both scores are slightly down from the previous year.

Although we clearly have work to do, the good news is we have seen an increase in our overall Student Group Growth scores. This increase means we have done a better job of teaching our historically underserved student groups.

The Myers staff is committed to increasing the academic success of ALL students. Teachers have received additional professional development this past year in delivering curriculum and creating positive behavior supports. This school year, we will be in the second year of our literacy curriculum adoption. We appreciate the involvement of parents and our school community. You can support us by reading with your child at home every day. You can also help by monitoring your student's homework, attending parent- teacher conferences, limiting screen time, and ensuring he or she arrives on time each day. Together we will ensure our students are on track to graduate and are prepared for a successful life.

Thank you,

Principal | Stephanie Makjavich

## SCHOOL PROFILE

ENROLLMENT 2016-17	522
K-3	346
4-5	176
6-8	--

MEDIAN CLASS SIZE	School	Oregon
Self-Contained	26.0	24.0
Departmentalized	--	--

## IMMUNIZATION RATES

Percent of students with all required vaccines: 95  
Percent of students without all required vaccines: 5

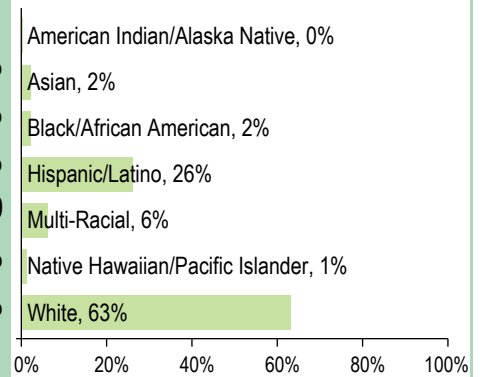
When data are unavailable or to protect student confidentiality:

\* refers to groups of less than 6 students.

<5 indicates that a percentage is less than 5%.

SELECTED DEMOGRAPHICS	
Economically Disadvantaged	46%
Students with Disabilities	22%
Ever English Learner	18%
Different Languages Spoken	9
Regular Attenders	84.0%
Mobile Students	12.6%

## STUDENTS



(The percent without required vaccines includes students with medical exemptions, nonmedical exemptions, no immunization records, or up-to-date but incomplete immunization records. Visit <http://www.healthoregon.org/immdata> for more information.)

>95 indicates that a percentage is greater than 95%.

\*\*\* refers to a school that offers lunch at no charge to all students.

The Oregon Department of Education (ODE) will not assign summative, overall ratings to schools on the 2016-17 report cards given the upcoming implementation of the Every Student Succeeds Act (ESSA) in 2017-18. However, the ODE will report indicator ratings (e.g., achievement, growth, graduation, etc.) for each school and student group on the 2016-17 Report Card (RC) Rating Details reports. These reports are accessible at <http://www.oregon.gov/ode/schools-and-districts/reportcards>. For more information about ESSA and the redesign of the school and district report cards, please visit <http://www.oregon.gov/ode/rules-and-policies/ESSA>.

## PROGRESS ARE STUDENTS MAKING ADEQUATE GAINS OVER TIME?

### SCHOOL PERFORMANCE

Performance of students enrolled in the school for a full academic year

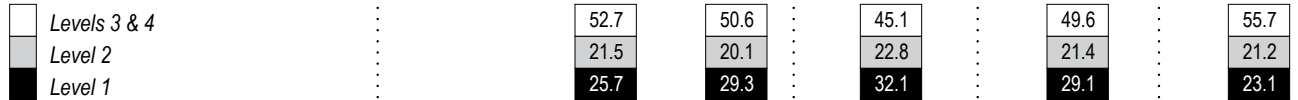
Did at least 95% of the students at this school take required assessments?  Yes  No, Interpret Results with Caution  
*Participation rate criteria are in place to ensure schools test all eligible students.*

The Smarter Balanced and alternate assessments have four performance levels where levels 3 and 4 are meeting the standard for school and district accountability.

2014-15 was the first operational year of the new English language arts and mathematics assessments.


School Performance (%)			School Performance (%)	Oregon Performance (%)	Like-School Average (%)
2013-14	2014-15	2015-16	2016-17	2016-17	2016-17

#### English Language Arts (Administered statewide in grades: 3-8, 11)

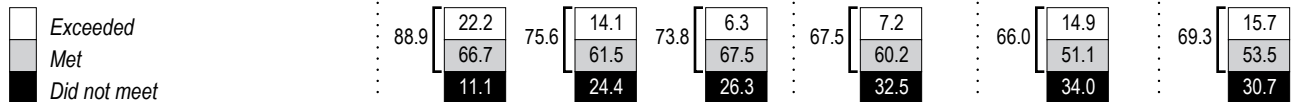


See report cards from previous years to view historical OAKS performance data.

#### Mathematics (Administered statewide in grades: 3-8, 11)



#### Science (OAKS) (Administered statewide in Grades: 5, 8, 11)



Visit [www.oregon.gov/ode/reports-and-data](http://www.oregon.gov/ode/reports-and-data) for additional assessment results.

\*, <5, and >95 are displayed when the data must be suppressed to protect student confidentiality.

## OUTCOMES FOR KEY STUDENT GROUPS AT THIS SCHOOL COMPARED TO THE SAME GROUPS STATEWIDE

### STUDENT GROUP OUTCOMES

	School Performance (%)	Oregon Performance (%)	Like-School Average (%)	School Performance (%)	Oregon Performance (%)	Like-School Average (%)	School Performance (%)	Oregon Performance (%)	Like-School Average (%)		
<b>Economically Disadvantaged</b>			<b>American Indian/Alaska Native</b>			<b>Native Hawaiian/Pacific Islander</b>					
Eng. Lang. Arts	32.1	37.5	41.6	Eng. Lang. Arts	*	30.4	36.7	Eng. Lang. Arts	*	33.8	39.5
Mathematics	17.0	31.6	32.0	Mathematics	*	26.6	33.3	Mathematics	*	26.6	28.9
Science	52.9	55.0	57.7	Science	*	48.8	58.3	Science	*	43.8	50.0
<b>Ever English Learners</b>			<b>Asian</b>			<b>White</b>					
Eng. Lang. Arts	26.5	26.0	32.0	Eng. Lang. Arts	37.5	68.5	76.4	Eng. Lang. Arts	52.1	56.6	62.0
Mathematics	8.2	23.0	25.9	Mathematics	25.0	66.7	68.4	Mathematics	41.1	50.2	53.6
Science	37.5	37.1	40.2	Science	*	73.8	74.2	Science	80.8	75.0	77.9
<b>Students with Disabilities</b>			<b>Black/African American</b>			<b>Female</b>					
Eng. Lang. Arts	16.7	23.4	23.2	Eng. Lang. Arts	*	29.0	37.8	Eng. Lang. Arts	49.5	54.1	61.7
Mathematics	13.0	21.1	18.8	Mathematics	*	20.2	25.6	Mathematics	25.7	42.2	45.4
Science	50.0	38.9	34.5	Science	*	40.9	69.4	Science	67.6	64.4	66.7
<b>Migrant</b>			<b>Hispanic/Latino</b>			<b>Male</b>					
Eng. Lang. Arts	15.4	22.4	27.4	Eng. Lang. Arts	30.9	30.9	36.7	Eng. Lang. Arts	42.1	45.2	50.1
Mathematics	7.7	19.7	19.8	Mathematics	13.2	25.8	28.5	Mathematics	35.2	44.9	49.0
Science	*	32.9	33.3	Science	40.9	44.5	47.8	Science	67.4	67.4	71.7
<b>Talented and Gifted</b>			<b>Multi-Racial</b>								
Eng. Lang. Arts	92.3	94.8	>95	Eng. Lang. Arts	35.3	54.7	58.5	*, <5, and >95 are displayed when the data must be suppressed to protect student confidentiality.			
Mathematics	92.0	95.0	>95	Mathematics	23.5	47.5	47.2				
Science	>95	97.7	>95	Science	*	71.7	73.9				

## CURRICULUM & LEARNING ENVIRONMENT WHAT IS THIS SCHOOL DOING TO IMPROVE STUDENT LEARNING AND TO PREPARE STUDENTS FOR THE FUTURE?

### SCHOOL READINESS

- Kindergarten Orientation
- Kindergarten literacy and math screening
- Annual Open House
- Consistent positive behavior systems throughout the school
- Bullying and harassment prevention program
- 120 minutes of physical education each week
- Guidance lessons taught by school counselor
- December 2016 Student Climate Survey indicated 99% of students think Myers is a good place to learn

### ACADEMIC SUPPORT

- Teachers collaborate and use data to improve instruction
- English language support for second language learners
- Special education program for students with qualified learning needs
- Intervention instruction for struggling students
- Before school computer based reading & math support program for struggling students

### ACADEMIC ENRICHMENT

- Instruction designed to meet individual student needs
- Elective dual language instruction (English & Spanish)
- Focus on college and career readiness skills
- Talented and Gifted program
- Diverse guest speakers and presenters in classrooms and assemblies
- Myers in Motion character development assemblies
- Start Making A Reader Today reading program

### EXTRA-CURRICULAR ACTIVITIES/ AFTER SCHOOL PROGRAMS

- Active Parent Teacher Organization with strong parent and volunteer support
- Field trips/class experiences for all grade levels provided by Parent Teacher Organization
- Oregon Battle of the Books reading competition
- Annual Science Fair
- Student Council
- Family nights for dual language students and families
- Student running club

*Data and information in the Curriculum and Learning Environment section were provided by local schools and districts, and were not verified by the Oregon Department of Education.*