

FROM THE PRINCIPAL

Dear Parents and Community Members,

During the 2016--2017 school year, Leslie students participated in the Smarter Balanced statewide assessments.

The Smarter Balanced assessment is aligned with the Common Core State Standards and is a more rigorous assessment compared to previous tests. The content standards set challenging expectations for students to demonstrate higher achievement and growth during the school year. These results will improve as students have more opportunities to engage with content-based standards. For this report card, no school received an overall school ranking for the 2016-2017 school year due to the recent passage of the Every Student Succeeds Act (ESSA) and the expiration of Oregon's ESSA flexibility waiver as decided by the Oregon Department of Education. The report does provide an opportunity for parents and community members to view school wide results. During the 2016-2017 assessment, Leslie Middle School reported the following overall results:

- 53% met/exceeded state standards in English Language Arts
- 32% met/exceeded state standards in Math
- 97% of students participated in state assessments

We believe that rigorous standards must be set and met for all students. As part of our effort to close the achievement gap and increase

academic success for all, Leslie Middle School staff will focus on providing AVID strategies school-wide, implement Positive Behavior Interventions and Supports, utilize Data Teams to monitor and respond to student achievement, and engage in embedded professional development focusing on research-based instructional strategies to advance rigor in the classroom.

Our students will continue to receive opportunities to read critically, write for authentic purposes, collaborate, think critically through inquiry-based activities, and develop organizational skills across content areas to grow as learners. These instructional practices will be embedded in all content areas. Your assistance in our efforts is essential. You can support your child's academic growth by monitoring homework, have your child read and discuss a variety of texts, monitoring daily school attendance by ensuring that students not miss more than 8 days a year, and check ParentVUE in Synergy each week.

As always, we thank you for being involved in your child's education and for being partners with us to ensure our students are prepared for success in high school, college, and career.

Thank you,

Principal | Denny McCarthy

SCHOOL PROFILE

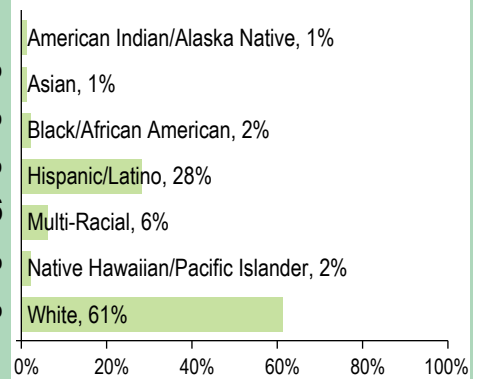
ENROLLMENT 2016-17 763

MEDIAN CLASS SIZE	School	Oregon
English Language Arts	28.0	24.0
Mathematics	29.0	24.0
Science	28.0	26.0
Social Studies	27.0	26.0
Self-Contained	--	--

SELECTED DEMOGRAPHICS

Economically Disadvantaged	63%
Students with Disabilities	19%
Ever English Learner	25%
Different Languages Spoken	16
Regular Attenders	73.2%
Mobile Students	16.4%

STUDENTS



IMMUNIZATION RATES

Percent of students with all required vaccines: 96
Percent of students without all required vaccines: 4

(The percent without required vaccines includes students with medical exemptions, nonmedical exemptions, no immunization records, or up-to-date but incomplete immunization records. Visit <http://www.healthoregon.org/immdata> for more information.)

When data are unavailable or to protect student confidentiality:

* refers to groups of less than 6 students.

<5 indicates that a percentage is less than 5%.

>95 indicates that a percentage is greater than 95%.

*** refers to a school that offers lunch at no charge to all students.

The Oregon Department of Education (ODE) will not assign summative, overall ratings to schools on the 2016-17 report cards given the upcoming implementation of the Every Student Succeeds Act (ESSA) in 2017-18. However, the ODE will report indicator ratings (e.g., achievement, growth, graduation, etc.) for each school and student group on the 2016-17 Report Card (RC) Rating Details reports. These reports are accessible at <http://www.oregon.gov/ode/schools-and-districts/reportcards>. For more information about ESSA and the redesign of the school and district report cards, please visit <http://www.oregon.gov/ode/rules-and-policies/ESSA>.

PROGRESS ARE STUDENTS MAKING ADEQUATE GAINS OVER TIME?

SCHOOL PERFORMANCE

Performance of students enrolled in the school for a full academic year

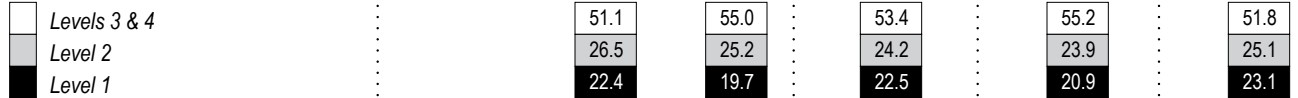
Did at least 95% of the students at this school take required assessments? Yes No, Interpret Results with Caution
Participation rate criteria are in place to ensure schools test all eligible students.

The Smarter Balanced and alternate assessments have four performance levels where levels 3 and 4 are meeting the standard for school and district accountability.


2014-15 was the first operational year of the new English language arts and mathematics assessments.

School Performance (%)			School Performance (%)	Oregon Performance (%)	Like-School Average (%)
2013-14	2014-15	2015-16	2016-17	2016-17	2016-17

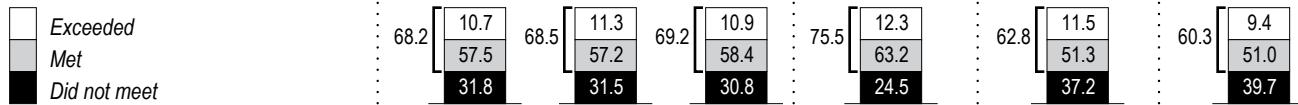
English Language Arts (Administered statewide in grades: 3-8, 11)



Mathematics (Administered statewide in grades: 3-8, 11)



Science (Administered statewide in Grades: 5, 8, 11)



Visit www.oregon.gov/ode/reports-and-data for additional assessment results.

*, <5, and >95 are displayed when the data must be suppressed to protect student confidentiality.

OUTCOMES FOR KEY STUDENT GROUPS AT THIS SCHOOL COMPARED TO THE SAME GROUPS STATEWIDE

STUDENT GROUP OUTCOMES

Group	School Performance (%)	Oregon Performance (%)	Like-School Average (%)	School Performance (%)	Oregon Performance (%)	Like-School Average (%)	School Performance (%)	Oregon Performance (%)	Like-School Average (%)		
Economically Disadvantaged			American Indian/Alaska Native			Native Hawaiian/Pacific Islander					
Eng. Lang. Arts	41.3	42.3	40.2	Eng. Lang. Arts	*	35.6	40.7	Eng. Lang. Arts	16.7	38.8	38.9
Mathematics	19.3	28.4	25.5	Mathematics	*	26.1	27.4	Mathematics	8.3	27.2	28.9
Science	64.2	51.0	48.8	Science	*	49.1	51.4	Science	*	41.9	36.7
Ever English Learners			Asian			White					
Eng. Lang. Arts	38.6	35.8	31.7	Eng. Lang. Arts	90.0	75.2	76.2	Eng. Lang. Arts	60.3	60.9	59.1
Mathematics	17.4	24.5	19.3	Mathematics	70.0	68.9	66.2	Mathematics	39.7	47.5	44.7
Science	57.9	37.1	32.1	Science	*	69.5	67.3	Science	82.5	70.9	71.4
Students with Disabilities			Black/African American			Female					
Eng. Lang. Arts	20.0	18.6	15.3	Eng. Lang. Arts	50.0	33.4	30.4	Eng. Lang. Arts	55.7	61.5	57.0
Mathematics	11.3	13.8	10.7	Mathematics	25.0	19.2	16.2	Mathematics	29.4	42.7	37.2
Science	40.0	30.1	26.0	Science	*	34.3	33.3	Science	72.0	60.8	57.9
Migrant			Hispanic/Latino			Male					
Eng. Lang. Arts	33.3	31.2	27.5	Eng. Lang. Arts	39.3	38.7	35.7	Eng. Lang. Arts	51.1	49.2	46.8
Mathematics	16.7	20.1	17.2	Mathematics	14.7	24.8	21.8	Mathematics	34.6	41.2	38.1
Science	62.5	31.7	26.3	Science	59.4	42.0	39.4	Science	79.0	64.7	62.6
Talented and Gifted			Multi-Racial								
Eng. Lang. Arts	92.5	95.4	>95	Eng. Lang. Arts	50.0	59.3	57.0	*, <5, and >95 are displayed when the data must be suppressed to protect student confidentiality.			
Mathematics	84.1	94.1	>95	Mathematics	37.8	45.1	41.7				
Science	>95	97.5	>95	Science	86.7	67.7	65.5				

CURRICULUM & LEARNING ENVIRONMENT WHAT IS THIS SCHOOL DOING TO IMPROVE STUDENT LEARNING AND TO PREPARE STUDENTS FOR THE FUTURE?

SCHOOL READINESS

- Peer helper program
- Restorative justice training
- National Junior Honor Society
- Student daily planner
- School-wide AVID organization training, including weekly binder checks
- AVID WICOR strategies implemented school-wide
- 6th grade back to school camp
- Orientation night for 6th graders
- Opening day/week activities
- Daily breakfast program
- Counseling for academic, emotional, social, and College/career needs
- 85% of our students indicate that Leslie is a good place to learn
- 86% of our students feel that adults at Leslie help them learn

ACADEMIC SUPPORT

- Math Intensive classes
- Enrichment Academy (afterschool tutoring)
- Embedded Study Hall classes
- English Language Development
- Special Education Inclusion
- Study skills classes
- Learning Labs
- PBIS (Positive Behavior Intervention and Supports)
- Read 180 intervention program
- System 44 intervention program
- Teachers available after school to assist students

ACADEMIC ENRICHMENT

- World Language Courses**
 - Spanish for high school credit
- Special Programs**
 - Advanced math classes-7th and 8th grade
 - Comprehensive music programs (band, choir, orchestra)
 - Enrichment Academy (Lego Robotics, Battle of the Books)
 - State Science events
 - Talented and Gifted support
 - AVID (Advancement Via Individual Determination)
 - Peer Helpers
 - National Jr. Honor Society
 - Student Leadership class
 - Jazz band
 - Math and Spanish classes at the feeder high school

CAREER & TECHNICAL EDUCATION

- Family and consumer science courses
- Industrial technology courses
- STEM-Engineering course as part of the 6th grade wheel
- CPR in Health class
- Computer programming

EXTRA-CURRICULAR ACTIVITIES/ AFTER SCHOOL PROGRAMS

- Cross Country- grades 6-8
- Football- grade 8
- Track and Field- grades 6-8
- Volleyball- grades 7 and 8
- Wrestling grades 6-8
- Salem-Keizer Educational Foundation (SKEF) after school programs
- National Junior Honor Society
- Academic competitions
- Music festivals/competitions (band, choir, orchestra)
- AVID family nights
- Battle of the books
- Gardening Club (Food Corp.)

Data and information in the Curriculum and Learning Environment section were provided by local schools and districts, and were not verified by the Oregon Department of Education.