



Lamb Elementary School

4930 Herrin Rd NE
Salem, OR 97305 (503) 399-3477
lamb.salemkeizer.net/

DISTRICT Salem-Keizer SD 24J
SUPERINTENDENT Christy Perry
PRINCIPAL Cherice Cochran
GRADES SERVED K-5

For more report card measures,
including detailed demographic
information, visit
www.oregon.gov/ode/reports-and-data

FROM THE PRINCIPAL

Dear Parents and Community Members,

During the 2016-2017 school year, 3rd through 5th graders at Lamb, along with all other students in the state, again took the statewide assessments called Smarter Balanced. Smarter Balanced reading, writing, and math assessments are more in-depth than standardized multiple choice tests, and are aligned with the new standards being taught.

The new content standards set higher expectations for students, meaning the expectations for student achievement are higher than they used to be. No overall school rating levels have been assigned to Oregon schools. However, you will see a ratings level for Academic Achievement, Academic Growth, and Sub-group growth.

Achievement based on the Smarter Balanced Assessments showed:

- Increased student achievement in the area of Mathematics
- Increased academic growth in both English Language Arts and Mathematics

The Lamb staff and parent community are proud of the great growth our students are exhibiting. In the area of academic achievement, we have noticed a slight drop in English Language Arts performance. We will continue to strive for increased academic achievement and growth in all areas by providing teachers with continued professional development and opportunities to collaborate in the areas of curriculum, unit design, literacy and mathematics, as well as continuing to provide students with high quality instruction and targeted, research based instructional interventions.

The Lamb staff is committed to continual improvement and increasing the academic success of all students. Parents can help by ensuring their child maintains regular school attendance, supporting and monitoring student work and achievements, and communicating frequently with their child's teachers. As always, we thank you for being involved in your child's education and for being partners with us to ensure our students are college and career ready.

Thank you,

Principal | Cherice Cochran

SCHOOL PROFILE

ENROLLMENT 2016-17	493
K-3	331
4-5	162
6-8	--

MEDIAN CLASS SIZE	School	Oregon
Self-Contained	26.0	24.0
Departmentalized	--	--

IMMUNIZATION RATES

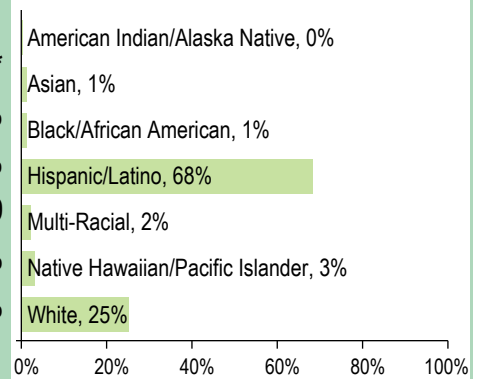
Percent of students with all required vaccines: 98
Percent of students without all required vaccines: 2

When data are unavailable or to protect student confidentiality:

- * refers to groups of less than 6 students.
- <5 indicates that a percentage is less than 5%.

SELECTED DEMOGRAPHICS	
Economically Disadvantaged	***
Students with Disabilities	14%
Ever English Learner	67%
Different Languages Spoken	9
Regular Attenders	83.5%
Mobile Students	18.0%

STUDENTS



(The percent without required vaccines includes students with medical exemptions, nonmedical exemptions, no immunization records, or up-to-date but incomplete immunization records. Visit <http://www.healthoregon.org/immdata> for more information.)

- >95 indicates that a percentage is greater than 95%.
- *** refers to a school that offers lunch at no charge to all students.

The Oregon Department of Education (ODE) will not assign summative, overall ratings to schools on the 2016-17 report cards given the upcoming implementation of the Every Student Succeeds Act (ESSA) in 2017-18. However, the ODE will report indicator ratings (e.g., achievement, growth, graduation, etc.) for each school and student group on the 2016-17 Report Card (RC) Rating Details reports. These reports are accessible at <http://www.oregon.gov/ode/schools-and-districts/reportcards>. For more information about ESSA and the redesign of the school and district report cards, please visit <http://www.oregon.gov/ode/rules-and-policies/ESSA>.

PROGRESS ARE STUDENTS MAKING ADEQUATE GAINS OVER TIME?

SCHOOL PERFORMANCE

Performance of students enrolled in the school for a full academic year

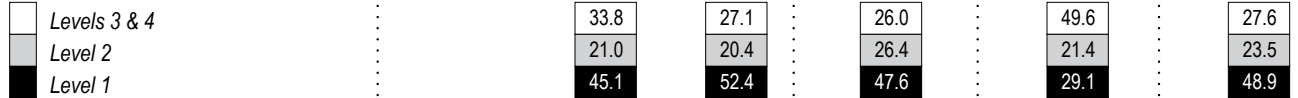
Did at least 95% of the students at this school take required assessments? Yes No, Interpret Results with Caution
Participation rate criteria are in place to ensure schools test all eligible students.

The Smarter Balanced and alternate assessments have four performance levels where levels 3 and 4 are meeting the standard for school and district accountability.


2014-15 was the first operational year of the new English language arts and mathematics assessments.

School Performance (%)			School Performance (%)	Oregon Performance (%)	Like-School Average (%)
2013-14	2014-15	2015-16	2016-17	2016-17	2016-17

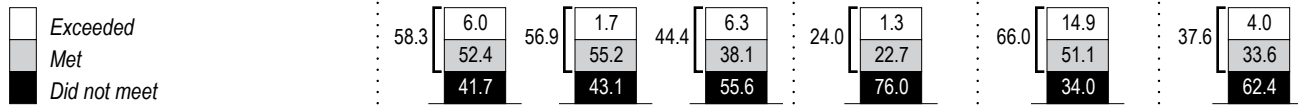
English Language Arts (Administered statewide in grades: 3-8, 11)



Mathematics (Administered statewide in grades: 3-8, 11)



Science (OAKS) (Administered statewide in Grades: 5, 8, 11)



Visit www.oregon.gov/ode/reports-and-data for additional assessment results.

*, <5, and >95 are displayed when the data must be suppressed to protect student confidentiality.

OUTCOMES FOR KEY STUDENT GROUPS AT THIS SCHOOL COMPARED TO THE SAME GROUPS STATEWIDE

STUDENT GROUP OUTCOMES

Group	School Performance (%)	Oregon Performance (%)	Like-School Average (%)	School Performance (%)	Oregon Performance (%)	Like-School Average (%)	School Performance (%)	Oregon Performance (%)	Like-School Average (%)		
Economically Disadvantaged			American Indian/Alaska Native			Native Hawaiian/Pacific Islander					
Eng. Lang. Arts	26.0	37.5	26.9	Eng. Lang. Arts	*	30.4	12.1	Eng. Lang. Arts	18.2	33.8	18.0
Mathematics	30.2	31.6	24.2	Mathematics	*	26.6	21.2	Mathematics	27.3	26.6	12.3
Science	24.0	55.0	36.5	Science	*	48.8	22.2	Science	*	43.8	18.4
Ever English Learners			Asian			White					
Eng. Lang. Arts	23.3	26.0	21.0	Eng. Lang. Arts	*	68.5	40.7	Eng. Lang. Arts	42.1	56.6	42.5
Mathematics	29.1	23.0	20.3	Mathematics	*	66.7	39.5	Mathematics	43.6	50.2	37.9
Science	20.3	37.1	29.0	Science	*	73.8	48.6	Science	41.7	75.0	59.3
Students with Disabilities			Black/African American			Female					
Eng. Lang. Arts	19.0	23.4	9.9	Eng. Lang. Arts	*	29.0	20.2	Eng. Lang. Arts	28.6	54.1	30.3
Mathematics	28.6	21.1	9.0	Mathematics	*	20.2	10.3	Mathematics	28.6	42.2	23.7
Science	16.7	38.9	15.6	Science	*	40.9	21.7	Science	31.1	64.4	35.2
Migrant			Hispanic/Latino			Male					
Eng. Lang. Arts	33.3	22.4	19.8	Eng. Lang. Arts	23.1	30.9	22.5	Eng. Lang. Arts	22.9	45.2	24.9
Mathematics	42.9	19.7	18.4	Mathematics	27.7	25.8	20.7	Mathematics	32.1	44.9	25.8
Science	*	32.9	29.7	Science	21.4	44.5	31.4	Science	13.3	67.4	40.1
Talented and Gifted			Multi-Racial								
Eng. Lang. Arts	83.3	94.8	79.1	Eng. Lang. Arts	*	54.7	50.0	*, <5, and >95 are displayed when the data must be suppressed to protect student confidentiality.			
Mathematics	81.8	95.0	80.3	Mathematics	*	47.5	37.9				
Science	*	97.7	81.6	Science	*	71.7	60.0				

CURRICULUM & LEARNING ENVIRONMENT WHAT IS THIS SCHOOL DOING TO IMPROVE STUDENT LEARNING AND TO PREPARE STUDENTS FOR THE FUTURE?

SCHOOL READINESS

- Annual Open House
- Strong commitment to early childhood education
- Positive Behavioral supports
- Attendance Monitoring
- Kindergarten Jump Start Program for students
- and parents
- KPI Grant recipient
- Free breakfast and lunch for students
- Physical Education for 30 minutes daily
- Counselor support for students and families

ACADEMIC SUPPORT

- English Language Development Support and Literacy Squared
- Teachers collaborate and use data to improve student learning
- Special education support for students with learning disabilities
- Intervention instruction for students in math, language arts, and behavior
- Schoolwide Positive Behavior Program
- Behavior Coach to support students and staff
- Instructional Mentor to support instruction

ACADEMIC ENRICHMENT

- Literacy Squared; Spanish and English instruction
- Instruction meets individual student needs
- Focus on College and Career Readiness
- Character Building Education Program
- Multicultural Fair
- Talented and Gifted extensions provided

EXTRA-CURRICULAR ACTIVITIES/ AFTER SCHOOL PROGRAMS

- Student Leadership Program
- Homework Incentive Program
- After school clubs for students
- Community Literacy Night
- Parent Informational Nights
- Parent Teacher Club
- Music Performances

Data and information in the Curriculum and Learning Environment section were provided by local schools and districts, and were not verified by the Oregon Department of Education.