

FROM THE PRINCIPAL

Dear Parents and Community Members,

During the 2015-16 school year, sixth, seventh, and eighth grade students took the Mathematics and English Language Arts statewide assessments called Smarter Balanced, or often referred to as SBAC. This was the second year that students engaged in these in-depth assessments that are aligned to the Common Core State Standards (CCSS) taught. The content standards set high expectations for students. As a result of the assessment results, our school received level "4" (out of 5) ratings in the categories of Academic Achievement, Academic Growth, and Student Group Growth. The State of Oregon is not assigning overall school ratings for the 2015-16 school year.

Our school exceeded overall Academic Achievement target performance percentages by approximately +20% in both English Language Arts (ELA) & Math.

Additional Academic State Report card highlights include:

-Academic Achievement: Multi-Racial students earned a Level 5 in both ELA & Math and White students earned a Level 5 in ELA

-Student Group Growth: English Learners & Multi-Racial students earned a Level 5 in ELA and Multi-Racial & White students earned a Level 5 in Math

-Participation: All students and students groups rated "Met"

Additional highlights:

- 94% overall student attendance
- Concert Choir: 1st place at the Best in the Northwest competition
- Spanish Dual Language program
- AVID program student participation increased

After review of the standardized assessment data, we have identified areas to improve, which include addressing the disparity in achievement between subpopulation groups of students in both Reading and Mathematics. At Walker, we hold ourselves to high standards and we are committed across all content areas to improving upon our own practices in order to help support all students. We will strive to provide high support to all students so that all students demonstrate positive growth.

At Walker, we also value positive partnerships with our families and the community. These strong partnerships help foster positive growth in the development of strong academic skills, as well as strong work habits. Your continued support and help in our efforts to prepare all students to graduate and live successful lives is greatly appreciated. We look forward to building upon these strong partnerships during the 2016-2017 school year to ensure that all of our students demonstrate positive growth and are college and career ready.

Thank you,

Principal | Aaron Persons

SCHOOL PROFILE

ENROLLMENT 2015-16 641

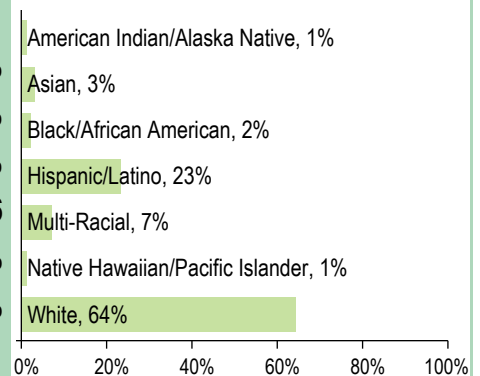
MEDIAN CLASS SIZE School Oregon

English Language Arts	28.0	24.0
Mathematics	28.5	24.0
Science	31.0	26.0
Social Studies	29.5	27.0
Self-Contained	--	--

SELECTED DEMOGRAPHICS

Economically Disadvantaged	49%
Students with Disabilities	17%
Ever English Learner	17%
Different Languages Spoken	16
Regular Attenders	82.9%
Mobile Students	12.5%

STUDENTS



IMMUNIZATION RATES

Percent of students with all required vaccines: 95 (Visit www.healthoregon.org/immdata for more information.)

Percent of students without all required vaccines: 5

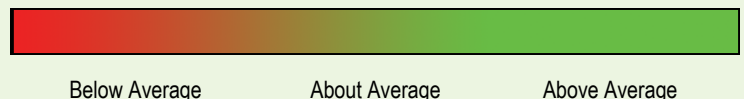
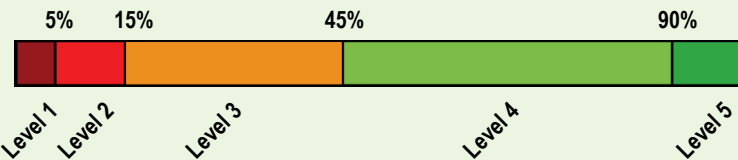
(This value includes students with medical exemptions, nonmedical exemptions, no immunization records, or up-to-date but incomplete immunization records.)

*, <5, and >95 are displayed when data are unavailable or to protect student confidentiality.

*** indicates that this school offered lunch at no charge to all students.

OVERALL SCHOOL RATING

Given the recent passage of the Every Student Succeeds Act (ESSA) and the expiration of Oregon's ESEA flexibility waiver on August 1, 2016, the State of Oregon will not assign ratings (i.e., overall and comparison school ratings) to schools for the 2015-16 school year.



PROGRESS ARE STUDENTS MAKING ADEQUATE GAINS OVER TIME?

SCHOOL PERFORMANCE		Performance of students enrolled in the school for a full academic year						
<p>The Smarter Balanced and alternate assessments have four performance levels where levels 3 and 4 are meeting the standard for school and district accountability.</p> <p>See report cards from previous years to view historical OAKS performance data.</p>		Did at least 95% of the students at this school take required assessments? <input checked="" type="checkbox"/> Yes <input type="checkbox"/> No, Interpret Results with Caution <i>Participation rate criteria are in place to ensure schools test all eligible students.</i>						
		School Performance (%)			School Performance (%)	Oregon Performance (%)	Like-School Average (%)	
		2012-13	2013-14	2014-15	2015-16	2015-16	2015-16	
English Language Arts (Administered statewide in grades: 3-8, 11)					Level 1	Level 2	Levels 3 & 4	
All students in tested grades		2014-15 was the first operational year of the new English language arts assessment.			73.5 18.2 8.3	73.9 17.7 8.5	56.7 23.5 19.7	60.3 22.9 16.8
Mathematics (Administered statewide in grades: 3-8, 11)					Level 1	Level 2	Levels 3 & 4	
All students in tested grades		2014-15 was the first operational year of the new mathematics assessment.			61.4 24.3 14.3	57.9 26.5 15.6	42.8 27.5 29.7	44.2 28.4 27.4
Science (Administered statewide in Grades: 5, 8, 11)					Did not meet	Met	Exceeded	
All students in tested grades		86.6	83.3	78.6	73.7	63.8	65.6	
		18.6 68.0 13.4	23.5 59.9 16.7	16.8 61.7 21.4	7.2 66.5 26.3	11.6 52.2 36.2	11.5 54.1 34.4	

Visit www.ode.state.or.us/go/data for additional assessment results.

*, <5, and >95 are displayed when the data must be suppressed to protect student confidentiality.

OUTCOMES FOR KEY STUDENT GROUPS AT THIS SCHOOL COMPARED TO THE SAME GROUPS STATEWIDE

STUDENT GROUP OUTCOMES	School Performance (%)	Oregon Performance (%)	Like-School Average (%)	School Performance (%)	Oregon Performance (%)	Like-School Average (%)	School Performance (%)	Oregon Performance (%)	Like-School Average (%)		
	(%)	(%)	(%)	(%)	(%)	(%)	(%)	(%)	(%)		
Economically Disadvantaged				American Indian/Alaska Native			Native Hawaiian/Pacific Islander				
Eng. Lang. Arts	62.9	44.1	44.9	Eng. Lang. Arts	*	38.9	49.5	Eng. Lang. Arts	*	43.3	35.7
Mathematics	44.0	29.5	27.2	Mathematics	*	25.1	32.1	Mathematics	*	29.0	25.0
Science	70.1	52.7	51.4	Science	*	48.6	48.7	Science	*	49.6	17.6
English Learners				Asian				White			
Eng. Lang. Arts	55.8	37.0	38.9	Eng. Lang. Arts	87.5	75.5	78.7	Eng. Lang. Arts	74.3	62.6	65.4
Mathematics	34.7	24.8	22.3	Mathematics	81.3	70.0	68.2	Mathematics	60.3	48.5	49.9
Science	61.5	38.1	38.5	Science	*	73.3	77.3	Science	75.0	71.5	72.1
Students with Disabilities				Black/African American				Female			
Eng. Lang. Arts	35.8	20.1	19.4	Eng. Lang. Arts	58.3	34.4	43.9	Eng. Lang. Arts	78.8	63.3	66.5
Mathematics	20.7	14.6	13.0	Mathematics	16.7	20.6	28.6	Mathematics	55.3	43.4	44.5
Science	38.5	30.8	23.6	Science	*	35.7	51.1	Science	71.9	62.0	63.3
Migrant				Hispanic/Latino				Male			
Eng. Lang. Arts	30.8	31.4	28.2	Eng. Lang. Arts	65.9	39.7	43.4	Eng. Lang. Arts	69.0	50.5	54.3
Mathematics	23.1	19.1	13.2	Mathematics	48.5	25.0	24.9	Mathematics	60.4	42.3	43.9
Science	*	33.3	35.6	Science	68.9	43.6	45.8	Science	75.5	65.6	67.8
Talented and Gifted				Multi-Racial							
Eng. Lang. Arts	>95	95.4	94.7	Eng. Lang. Arts	>95	61.0	65.9				
Mathematics	>95	94.3	95.0	Mathematics	73.2	46.4	49.5				
Science	>95	97.2	>95	Science	78.6	69.0	71.6				

*, <5, and >95 are displayed when the data must be suppressed to protect student confidentiality.

CURRICULUM & LEARNING ENVIRONMENT WHAT IS THIS SCHOOL DOING TO IMPROVE STUDENT LEARNING AND TO PREPARE STUDENTS FOR THE FUTURE?

SCHOOL READINESS

- Opening day/week activities
- Back to School Night/Open House
- Counseling for academic, emotional and behavioral issues
- Counselor-led bullying & harassment prevention lessons
- Social skills groups
- Organization and work habits lessons
- Student planner
- Positive Growth Mind Set activities

ACADEMIC SUPPORT

- AVID
- Math Intensive support class
- Reading support class
- Special education program: support for students with qualified disabilities
- Least restrictive environment for LRC special education students through the "inclusion model"
- ELD program: support based on language proficiency
- Lunch time homework support is available to all students
- After school homework support is available to all students
- Adult mentoring

ACADEMIC ENRICHMENT

- Spanish Dual Language Program
- Accelerated math courses
- AVID
- District Spelling Bee
- Community essay contest winners
- World language courses: American Sign Language (ASL) & Spanish
- Spanish and ASL are offered for high school credit
- Leadership class
- Orchestra, Band, & Choir programs
- Jazz Band
- West Side Singers
- After school SKEF Enrichment Academy activities
- TAG (Talented & Gifted) program
- Veterans' Day Recognition & Guest Speakers

CAREER & TECHNICAL EDUCATION

- Art
- VEX/LegoRobotics
- Computer Literacy
- Digital Photography
- Foods & Catering
- Sewing
- Career guest speakers
- Author visit

EXTRA-CURRICULAR ACTIVITIES/ AFTER SCHOOL PROGRAMS

- National Junior Honors Society
- Interscholastic sports: 5, (Cross Country; Football; Volleyball; Wrestling; & Track & Field)
- VEX/LegoRobotics
- Salem Keizer Education Foundation (SKEF) Enrichment Academy
- Oregon Battle of the Books (Reading Club)
- Talent Show
- Math Pentagames

Data and information in the Curriculum and Learning Environment section were provided by local schools and districts, and were not verified by the Oregon Department of Education.