

FROM THE PRINCIPAL

Dear Parents and Community Members,

Waldo's 2015-2016 report card is based on two years of data representing students' performance on The Smarter Balanced Assessment. This is one measure of many, used to determine the quality of the instructional experience students receive at Waldo Middle School.

You will notice that although many of our students have not yet reached the set standard, they are making growth. In fact, Waldo received a high mark of 4 for Academic Growth. By subject, students showed growth in English Language Arts. The data shows little change in Mathematics. With two years of data, we can now identify areas where our instructional practices are leading to growth, and pinpoint areas in need of our attention. For instance, knowing that our math data is not showing the growth our students need, we will be implementing a new math curriculum for intervention classes. This new approach will pinpoint gaps in student's mathematical skills, such as multiplying decimals, that hinder their progress in more advanced mathematical thinking. Targeted instruction will be provided to fill those gaps.

Another commitment we are making is to teach and reinforce organization and time management skills. All students will be asked to use their planners to track assignments given to them to practice important reading, writing and mathematical skills. In order to continue to grow and meet high standards, students must put daily

effort into their studies. It is important that they learn to persist and be creative problem solvers when faced with academically challenging work. Organization and wise time management are important to their success.

Waldo will continue our focus on increasing the use of academic language. This is the formal language students will use and hear in school and in careers. Developing a rich, formal vocabulary allows for greater comprehension, and the ability to clearly communicate with others.

We know that you, the parents, are the first and most important teachers in your child's life. Your help in our efforts is critical. Please support us by ensuring your child is in school each and every day. Students should miss no more than 8 days in a school year. You can also partner with us by checking student's planners at least weekly and ensuring that they are accountable to at least 30 minutes of study after school.

We look forward to partnering with you as we advance our students with the skills, knowledge, and habits of successful students and citizens.

Thank you,

Principal | Tricia Nelson

SCHOOL PROFILE

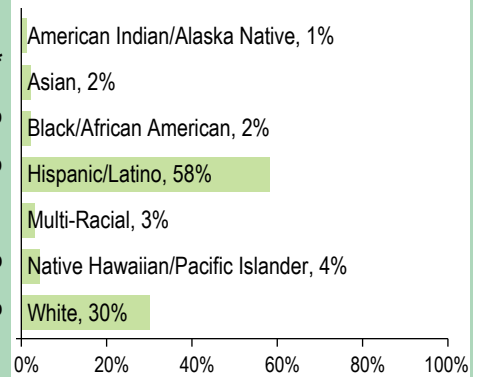
ENROLLMENT 2015-16 990

MEDIAN CLASS SIZE	School	Oregon
English Language Arts	26.0	24.0
Mathematics	28.0	24.0
Science	30.0	26.0
Social Studies	28.0	27.0
Self-Contained	--	--

SELECTED DEMOGRAPHICS

Economically Disadvantaged	***
Students with Disabilities	16%
Ever English Learner	67%
Different Languages Spoken	21
Regular Attenders	77.9%
Mobile Students	19.7%

STUDENTS



IMMUNIZATION RATES

Percent of students with all required vaccines: 96 (Visit www.healthoregon.org/immdata for more information.)

Percent of students without all required vaccines: 4

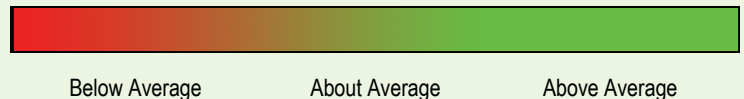
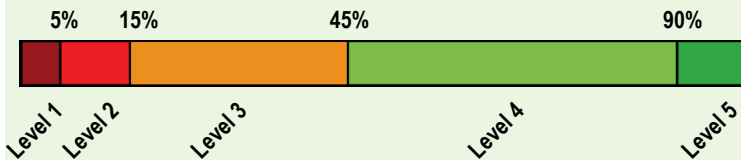
(This value includes students with medical exemptions, nonmedical exemptions, no immunization records, or up-to-date but incomplete immunization records.)

*, <5, and >95 are displayed when data are unavailable or to protect student confidentiality.

*** indicates that this school offered lunch at no charge to all students.

OVERALL SCHOOL RATING

Given the recent passage of the Every Student Succeeds Act (ESSA) and the expiration of Oregon's ESEA flexibility waiver on August 1, 2016, the State of Oregon will not assign ratings (i.e., overall and comparison school ratings) to schools for the 2015-16 school year.



PROGRESS ARE STUDENTS MAKING ADEQUATE GAINS OVER TIME?

SCHOOL PERFORMANCE

Performance of students enrolled in the school for a full academic year

Did at least 95% of the students at this school take required assessments? Yes No, Interpret Results with Caution
Participation rate criteria are in place to ensure schools test all eligible students.

The Smarter Balanced and alternate assessments have four performance levels where levels 3 and 4 are meeting the standard for school and district accountability.

See report cards from previous years to view historical OAKS performance data.

	School Performance (%)			School Performance (%)	Oregon Performance (%)	Like-School Average (%)
	2012-13	2013-14	2014-15	2015-16	2015-16	2015-16
English Language Arts (Administered statewide in grades: 3-8, 11)				Level 1	Level 2	Levels 3 & 4
All students in tested grades	2014-15 was the first operational year of the new English language arts assessment.			35.6 32.2 32.1	56.7 23.5 19.7	41.3 28.1 30.6
	34.7 34.2 31.1					
Mathematics (Administered statewide in grades: 3-8, 11)				Level 1	Level 2	Levels 3 & 4
All students in tested grades	2014-15 was the first operational year of the new mathematics assessment.			22.6 28.5 48.9	42.8 27.5 29.7	26.7 28.0 45.3
	22.5 33.0 44.6					
Science (Administered statewide in Grades: 5, 8, 11)				Did not meet	Met	Exceeded
All students in tested grades	39.6	48.4	40.5	34.3	63.8	44.4
	3.7 35.9 60.4	1.8 46.6 51.6	1.4 39.1 59.5	2.6 31.8 65.7	11.6 52.2 36.2	4.8 39.6 55.6

Visit www.ode.state.or.us/go/data for additional assessment results.

*, <5, and >95 are displayed when the data must be suppressed to protect student confidentiality.

OUTCOMES FOR KEY STUDENT GROUPS AT THIS SCHOOL COMPARED TO THE SAME GROUPS STATEWIDE

STUDENT GROUP OUTCOMES

	School Performance (%)	Oregon Performance (%)	Like-School Average (%)	School Performance (%)	Oregon Performance (%)	Like-School Average (%)	School Performance (%)	Oregon Performance (%)	Like-School Average (%)		
Economically Disadvantaged				American Indian/Alaska Native			Native Hawaiian/Pacific Islander				
Eng. Lang. Arts	35.6	44.1	39.8	Eng. Lang. Arts	16.7	38.9	43.4	Eng. Lang. Arts	27.0	43.3	31.2
Mathematics	22.6	29.5	25.5	Mathematics	16.7	25.1	22.1	Mathematics	13.5	29.0	17.5
Science	34.3	52.7	42.3	Science	*	48.6	46.2	Science	33.3	49.6	25.4
English Learners				Asian			White				
Eng. Lang. Arts	30.7	37.0	33.6	Eng. Lang. Arts	54.5	75.5	60.6	Eng. Lang. Arts	40.6	62.6	51.9
Mathematics	19.2	24.8	21.0	Mathematics	40.9	70.0	53.5	Mathematics	26.8	48.5	36.6
Science	27.1	38.1	31.4	Science	55.6	73.3	66.3	Science	59.3	71.5	63.8
Students with Disabilities				Black/African American			Female				
Eng. Lang. Arts	5.5	20.1	10.9	Eng. Lang. Arts	33.3	34.4	29.1	Eng. Lang. Arts	42.1	63.3	47.7
Mathematics	7.9	14.6	6.4	Mathematics	6.7	20.6	14.1	Mathematics	21.9	43.4	27.1
Science	18.8	30.8	18.8	Science	*	35.7	28.3	Science	27.0	62.0	41.8
Migrant				Hispanic/Latino			Male				
Eng. Lang. Arts	25.0	31.4	29.9	Eng. Lang. Arts	33.3	39.7	33.9	Eng. Lang. Arts	29.5	50.5	34.9
Mathematics	21.6	19.1	16.4	Mathematics	21.6	25.0	19.2	Mathematics	23.2	42.3	26.3
Science	26.5	33.3	23.7	Science	26.9	43.6	32.7	Science	40.5	65.6	46.9
Talented and Gifted				Multi-Racial							
Eng. Lang. Arts	81.0	95.4	86.8	Eng. Lang. Arts	33.3	61.0	51.2				
Mathematics	71.4	94.3	80.4	Mathematics	<5	46.4	33.9				
Science	88.2	97.2	87.5	Science	*	69.0	56.6				

*, <5, and >95 are displayed when the data must be suppressed to protect student confidentiality.

CURRICULUM & LEARNING ENVIRONMENT WHAT IS THIS SCHOOL DOING TO IMPROVE STUDENT LEARNING AND TO PREPARE STUDENTS FOR THE FUTURE?

SCHOOL READINESS

For optimal learning, it is important that students' nutritional, social and emotional needs are met. Waldo Middle School offers the following services:

- Daily free breakfast and lunch program
- Three counselors to assist with the academic, emotional, and social needs of our students

- Peer helper program
- Graduation Coach to assist with attendance, career exploration, and academic success
- 84% of our students rate Waldo as a positive place to learn
- 81% of students report that they have not missed school due to feeling unsafe at school

ACADEMIC SUPPORT

To support all students as they challenge themselves, the following supports are offered at Waldo Middle School:

- After school tutoring and homework help, Tuesday-Thursday. Students are provided a free meal, small group assistance, and an activity bus to provide transportation to our feeder elementary sites.
- All teachers have designated after school hours to assist students at least three days per week.
- Math and Language Arts support classes: Math Intensives, Read 180, System 44, Language Arts Intensives
- Special education inclusion classes at all levels
- Peer tutoring
- English as a Second Language Newcomer Center

ACADEMIC ENRICHMENT

Waldo Middle School offers a variety of academic enrichment opportunities. These include:

- Accelerated math courses in 7th and 8th grade
- Spanish for high school credit
- Advanced Art
- AVID for all grades
- Advanced music in band, choir, and orchestra
- Symphony Orchestra
- Advanced Physical Education
- Teacher Cadet Class (ProTeam)
- Leadership Development

CAREER & TECHNICAL EDUCATION

Students apply their reading, writing, scientific, and mathematical knowledge in the following courses offered at Waldo Middle School:

- Family and Consumer Studies
- Catering – students in this class obtain their food handlers permit
- Industrial Technology with special emphasis on construction
- Multimedia
- Lego Robotics
- Computer Game Design

EXTRA-CURRICULAR ACTIVITIES/ AFTER SCHOOL PROGRAMS

School involvement is important to build students' interests in a variety of healthy activities. Waldo Middle School offers the following extracurricular activities:

- Oregon Battle of the Books
- Pentagames – mathematics competition
- Geography Bee
- Chess Club
- RISK Club

- Islander Dance Club
- Cross Country: 6th, 7th, 8th grade boys and girls
- Football: 8th grade boys and girls
- Volleyball: 7th and 8th grade girls
- Wrestling: 7th and 8th grade boys and girls
- Track & Field: 6th, 7th, 8th grade boys and girls
- Book Clubs

Data and information in the Curriculum and Learning Environment section were provided by local schools and districts, and were not verified by the Oregon Department of Education.