

FROM THE PRINCIPAL

Dear Parents and Community Members,

Straub is a school that takes pride in the accomplishments of the students and in the involvement of the parents and the greater west Salem community. Having just completed our fifth year, Straub has established a culture of high academic and behavioral standards. Our students are greatly involved in extracurricular activities both within our school as well as in our local community. Our committed and dedicated staff members work diligently to support student growth, recognizing that middle school is the time when adolescents establish habits that will impact them well beyond high school.

Knowing it is essential that all students keep a focus on lifelong goals and ambitions, all 8th grade students tour a college campus and participate in presentations that orient them toward thinking beyond high school. We know that if we provide students with the personalized tools that enable him/her to be successful learners in middle, high school and beyond, then our students will be prepared for success.

We are proud that the percentage of our student body who earned a Level 3 or Level 4 increased in both English Language Arts and Math last year. However, we also understand that we must continually strive to grow and improve. While Straub

earned a Level 4 in Academic Achievement, in Academic Growth, and in Student Group Growth, we know we need to improve our median growth percentile for every student group. We strongly believe that rigorous standards must be set and met for all students, and we know there is more to do as we help our students develop the critical thinking skills they need in order to meet these standards.

We know that you, the parent, are the first, longest, and most important teacher your child will ever have. Your continued help in our efforts is crucial. Please continue to regularly monitor your student's class work and communicate with your child's teachers. Show your support by asking your child about her/his school day and what strategies they used to solve problems. Ensure that your child is in attendance so that no instruction is missed, nor connections lost. And as always, thank you for your continued support of our school.

We look forward to continuing our partnership with you over the coming year to make sure all our students reach their potential!

Thank you,

Principal | Laura Perez

SCHOOL PROFILE

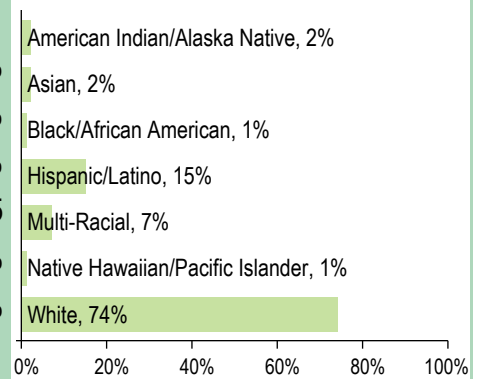
ENROLLMENT 2015-16 599

MEDIAN CLASS SIZE	School	Oregon
English Language Arts	29.0	24.0
Mathematics	30.5	24.0
Science	32.0	26.0
Social Studies	28.0	27.0
Self-Contained	--	--

SELECTED DEMOGRAPHICS

Economically Disadvantaged	34%
Students with Disabilities	15%
Ever English Learner	11%
Different Languages Spoken	15%
Regular Attenders	84.2%
Mobile Students	6.7%

STUDENTS



IMMUNIZATION RATES

Percent of students with all required vaccines: 94 (Visit www.healthoregon.org/immdata for more information.)

Percent of students without all required vaccines: 6

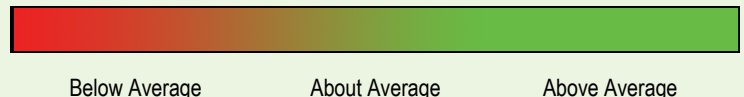
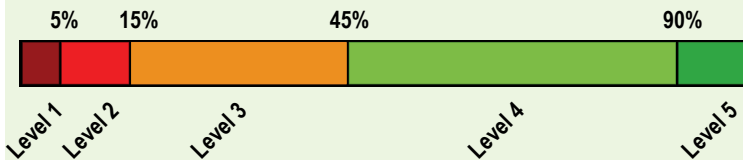
(This value includes students with medical exemptions, nonmedical exemptions, no immunization records, or up-to-date but incomplete immunization records.)

*, <5, and >95 are displayed when data are unavailable or to protect student confidentiality.

*** indicates that this school offered lunch at no charge to all students.

OVERALL SCHOOL RATING

Given the recent passage of the Every Student Succeeds Act (ESSA) and the expiration of Oregon's ESEA flexibility waiver on August 1, 2016, the State of Oregon will not assign ratings (i.e., overall and comparison school ratings) to schools for the 2015-16 school year.



PROGRESS ARE STUDENTS MAKING ADEQUATE GAINS OVER TIME?

SCHOOL PERFORMANCE	Performance of students enrolled in the school for a full academic year						
	Did at least 95% of the students at this school take required assessments? <input checked="" type="checkbox"/> Yes <input type="checkbox"/> No, Interpret Results with Caution <i>Participation rate criteria are in place to ensure schools test all eligible students.</i>						
The Smarter Balanced and alternate assessments have four performance levels where levels 3 and 4 are meeting the standard for school and district accountability.	School Performance (%)			School Performance (%)	Oregon Performance (%)	Like-School Average (%)	
	2012-13	2013-14	2014-15	2015-16	2015-16	2015-16	
English Language Arts (Administered statewide in grades: 3-8, 11)				Level 1	Level 2	Levels 3 & 4	
	All students in tested grades	2014-15 was the first operational year of the new English language arts assessment.			66.2 20.5 13.3	67.2 19.4 13.4	56.7 23.5 19.7
See report cards from previous years to view historical OAKS performance data.	Mathematics (Administered statewide in grades: 3-8, 11)			Level 1	Level 2	Levels 3 & 4	
	All students in tested grades	2014-15 was the first operational year of the new mathematics assessment.			52.3 27.4 20.3	56.3 25.7 17.9	42.8 27.5 29.7
Science (Administered statewide in Grades: 5, 8, 11)				Did not meet	Met	Exceeded	
	All students in tested grades	85.0	70.7	80.0	79.9	63.8	72.0
	19.8 65.2 15.0	13.8 56.9 29.3	12.6 67.4 20.0	20.6 59.3 20.1	11.6 52.2 36.2	12.9 59.1 28.0	

Visit www.ode.state.or.us/go/data for additional assessment results.

*, <5, and >95 are displayed when the data must be suppressed to protect student confidentiality.

OUTCOMES FOR KEY STUDENT GROUPS AT THIS SCHOOL COMPARED TO THE SAME GROUPS STATEWIDE

STUDENT GROUP OUTCOMES	School Performance (%)	Oregon Performance (%)	Like-School Average (%)	School Performance (%)	Oregon Performance (%)	Like-School Average (%)	School Performance (%)	Oregon Performance (%)	Like-School Average (%)		
	Economically Disadvantaged				American Indian/Alaska Native			Native Hawaiian/Pacific Islander			
Eng. Lang. Arts	43.6	44.1	49.5	Eng. Lang. Arts	75.0	38.9	54.7	Eng. Lang. Arts	* 43.3	44.9	
Mathematics	35.9	29.5	32.4	Mathematics	62.5	25.1	31.0	Mathematics	* 29.0	22.9	
Science	66.7	52.7	56.3	Science	* 48.6	68.8		Science	* 49.6	50.0	
English Learners				Asian			White				
Eng. Lang. Arts	38.3	37.0	50.2	Eng. Lang. Arts	77.8	75.5	85.0	Eng. Lang. Arts	70.7	62.6	70.0
Mathematics	30.0	24.8	36.9	Mathematics	55.6	70.0	83.7	Mathematics	60.8	48.5	54.9
Science	54.2	38.1	43.5	Science	* 73.3	76.8		Science	83.5	71.5	76.3
Students with Disabilities				Black/African American			Female				
Eng. Lang. Arts	15.3	20.1	22.6	Eng. Lang. Arts	* 34.4	46.6		Eng. Lang. Arts	76.4	63.3	74.3
Mathematics	16.9	14.6	15.5	Mathematics	* 20.6	31.0		Mathematics	55.6	43.4	54.2
Science	61.9	30.8	33.2	Science	* 35.7	44.0		Science	80.2	62.0	71.9
Migrant				Hispanic/Latino			Male				
Eng. Lang. Arts	* 31.4	31.7		Eng. Lang. Arts	44.0	39.7	48.8	Eng. Lang. Arts	58.1	50.5	61.9
Mathematics	* 19.1	23.0		Mathematics	36.0	25.0	30.4	Mathematics	57.0	42.3	53.4
Science	* 33.3	36.8		Science	70.0	43.6	48.8	Science	79.6	65.6	72.0
Talented and Gifted				Multi-Racial							
Eng. Lang. Arts	>95	95.4	>95	Eng. Lang. Arts	76.3	61.0	71.7	*, <5, and >95 are displayed when the data must be suppressed to protect student confidentiality.			
Mathematics	>95	94.3	>95	Mathematics	52.6	46.4	58.1				
Science	>95	97.2	>95	Science	72.7	69.0	78.7				

CURRICULUM & LEARNING ENVIRONMENT WHAT IS THIS SCHOOL DOING TO IMPROVE STUDENT LEARNING AND TO PREPARE STUDENTS FOR THE FUTURE?

SCHOOL READINESS

- 5th grade orientation in May
- 6th grade orientation camp in August
- Additional orientation camp for incoming special education students
- Orientation camp for incoming AVID students
- Parent orientation for new middle school parents
- Student binder expectations for all students
- Student planners/agendas for all students
- Student goal setting every 6 weeks
- Peer Buddy Program pairing 6th & 8th grade students
- Academic centered family nights
- Attendance monitoring
- Organization elective class for 6th graders

ACADEMIC SUPPORT

- Reading intervention course
- Special Education Inclusion model
- English language development support
- Learning intervention classes
- Lunchtime and after-school tutoring
- Math support class

ACADEMIC ENRICHMENT

- Increasing enrollment in advanced math courses
- Spanish for high school credit
- AVID (Advancement Via Individual Determination) for all grade levels
- Advanced music in Band, Choir and Orchestra
- Student Leadership
- Talented and Gifted program
- Creative Writing elective
- "Enrichment Days" built into the school calendar
- PBIS (Positive Behavior Interventions and Support)

CAREER & TECHNICAL EDUCATION

- Family & Consumer Studies program
- Comprehensive Art program, including Digital Art classes
- Comprehensive Technology program, including Engineering, Computer Literacy, and Robotics classes
- Health Occupations class

EXTRA-CURRICULAR ACTIVITIES/ AFTER SCHOOL PROGRAMS

- Athletics: Football, Cross-Country, Volleyball, Wrestling, and Track & Field
- Lego Robotics
- After-school enrichment classes
- After-school student-led clubs (Students for Change, Magic Club)
- National Junior Honor Society
- Robust music program, including band, choir and orchestra

Data and information in the Curriculum and Learning Environment section were provided by local schools and districts, and were not verified by the Oregon Department of Education.