

FROM THE PRINCIPAL

Dear Parents and Community Members,

During the 2014-2015 school year, all students in the state took a new statewide assessment called Smarter Balanced. This assessment replaced the OAKS assessment. The Smarter Balanced assessment is aligned with the new standards taught and is a more in-depth assessment. The new content standards set higher expectations for students. This means that expectations for student achievement are higher than they used to be. As a result, it is likely that fewer students will score at the higher achievement levels on the assessments, especially the first few years. Results should improve as students have more years of instruction based on the new standards. Being the second year the assessment was given, no school received an overall State School Report Card Rating. However, you will see school wide results on the following pages but **no overall ratings were given to schools this year.**

Based on the results reported this second year, Parrish Middle School reported:

- 39% met/exceeded state standards in English Language Arts
- 25% met/exceeded state standards in Math

As part of our efforts to increase academic success for all of our students and to provide targeted instruction for students 6-8, our teachers have received additional training this summer to provide even higher quality instruction in our classrooms in lesson design, Common Core State Standards, English Language Arts and mathematics.

As we move forward this year, we will continue to focus on developing the critical thinking skills students need to be successful in high school. This will be accomplished through authentic, engaging content and research-based instructional practices. Writing, inquiry, collaboration, organization and reading will be embedded in our instructional practices in all content areas. It is important that our students focus on, and learn, skills and strategies to guide them through rigorous and challenging content. We know that parents/guardians are the most important teachers your child will ever have. Your assistance in our efforts is critical. The most effective way you can help is to ensure your student is present every day. Students should miss no more than 8 days during the entire year. In addition, know that your interactions with and around your students will teach them many social skills they need to be successful in school and careers.

As always, we are grateful to you for being involved in your child's education and for being partners with us to ensure our students are prepared for success in high school, college, and career.

Thank you,

Principal | Dustin Purnell

SCHOOL PROFILE

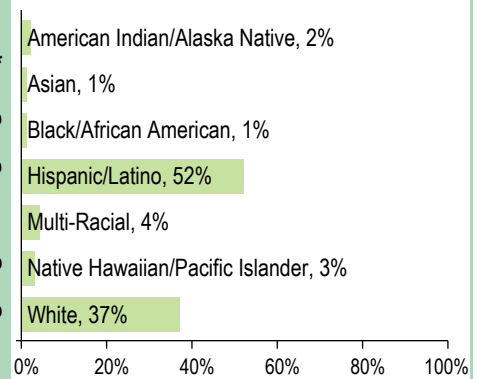
ENROLLMENT 2015-16 682

MEDIAN CLASS SIZE	School	Oregon
English Language Arts	23.0	24.0
Mathematics	24.0	24.0
Science	30.0	26.0
Social Studies	28.0	27.0
Self-Contained	--	--

SELECTED DEMOGRAPHICS

Economically Disadvantaged	***
Students with Disabilities	21%
Ever English Learner	51%
Different Languages Spoken	11
Regular Attenders	72.1%
Mobile Students	19.8%

STUDENTS



IMMUNIZATION RATES

Percent of students with all required vaccines: 96 (Visit www.healthoregon.org/immdata for more information.)

Percent of students without all required vaccines: 4

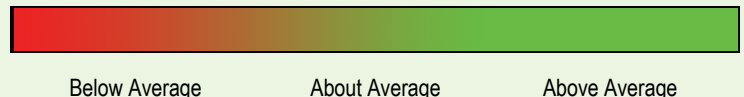
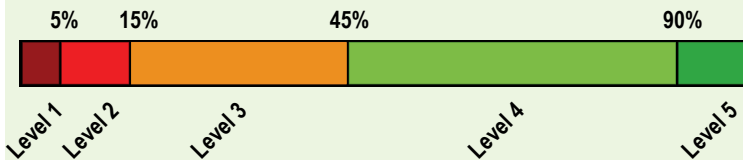
(This value includes students with medical exemptions, nonmedical exemptions, no immunization records, or up-to-date but incomplete immunization records.)

*, <5, and >95 are displayed when data are unavailable or to protect student confidentiality.

*** indicates that this school offered lunch at no charge to all students.

OVERALL SCHOOL RATING

Given the recent passage of the Every Student Succeeds Act (ESSA) and the expiration of Oregon's ESEA flexibility waiver on August 1, 2016, the State of Oregon will not assign ratings (i.e., overall and comparison school ratings) to schools for the 2015-16 school year.



PROGRESS ARE STUDENTS MAKING ADEQUATE GAINS OVER TIME?

SCHOOL PERFORMANCE	Performance of students enrolled in the school for a full academic year					
	Did at least 95% of the students at this school take required assessments? <input checked="" type="checkbox"/> Yes <input type="checkbox"/> No, Interpret Results with Caution <i>Participation rate criteria are in place to ensure schools test all eligible students.</i>					
The Smarter Balanced and alternate assessments have four performance levels where levels 3 and 4 are meeting the standard for school and district accountability.	School Performance (%)			School Performance (%)	Oregon Performance (%)	Like-School Average (%)
	2012-13	2013-14	2014-15	2015-16	2015-16	2015-16
English Language Arts (Administered statewide in grades: 3-8, 11)				Level 1	Level 2	Levels 3 & 4
	All students in tested grades	2014-15 was the first operational year of the new English language arts assessment.			39.0 28.5 28.2	56.7 23.5 19.7
Mathematics (Administered statewide in grades: 3-8, 11)				Level 1	Level 2	Levels 3 & 4
	All students in tested grades	2014-15 was the first operational year of the new mathematics assessment.			25.0 29.0 38.8	42.8 27.5 29.7
Science (Administered statewide in Grades: 5, 8, 11)				Did not meet	Met	Exceeded
	All students in tested grades	48.7	43.8	53.9	49.5	63.8
	3.7 45.0 51.3	4.6 39.2 56.2	3.6 50.3 46.1	1.6 47.8 50.5	11.6 52.2 36.2	6.1 43.3 50.5

Visit www.ode.state.or.us/go/data for additional assessment results.

*, <5, and >95 are displayed when the data must be suppressed to protect student confidentiality.

OUTCOMES FOR KEY STUDENT GROUPS AT THIS SCHOOL COMPARED TO THE SAME GROUPS STATEWIDE

STUDENT GROUP OUTCOMES	School Performance (%)	Oregon Performance (%)	Like-School Average (%)	School Performance (%)	Oregon Performance (%)	Like-School Average (%)	School Performance (%)	Oregon Performance (%)	Like-School Average (%)		
	Economically Disadvantaged				American Indian/Alaska Native			Native Hawaiian/Pacific Islander			
Eng. Lang. Arts	39.0	44.1	41.8	Eng. Lang. Arts	50.0	38.9	41.3	Eng. Lang. Arts	9.5	43.3	34.5
Mathematics	25.0	29.5	27.7	Mathematics	25.0	25.1	22.3	Mathematics	<5	29.0	19.6
Science	49.5	52.7	46.9	Science	*	48.6	42.9	Science	*	49.6	29.0
English Learners				Asian			White				
Eng. Lang. Arts	31.0	37.0	35.5	Eng. Lang. Arts	50.0	75.5	62.0	Eng. Lang. Arts	46.1	62.6	53.7
Mathematics	19.9	24.8	23.0	Mathematics	50.0	70.0	54.2	Mathematics	30.1	48.5	39.6
Science	25.9	38.1	37.2	Science	*	73.3	67.6	Science	64.9	71.5	66.2
Students with Disabilities				Black/African American			Female				
Eng. Lang. Arts	14.2	20.1	11.3	Eng. Lang. Arts	50.0	34.4	29.6	Eng. Lang. Arts	47.3	63.3	50.5
Mathematics	6.7	14.6	7.6	Mathematics	16.7	20.6	15.2	Mathematics	26.1	43.4	30.8
Science	31.3	30.8	23.7	Science	*	35.7	28.1	Science	52.4	62.0	46.3
Migrant				Hispanic/Latino			Male				
Eng. Lang. Arts	19.0	31.4	31.8	Eng. Lang. Arts	35.3	39.7	36.3	Eng. Lang. Arts	31.3	50.5	37.4
Mathematics	13.6	19.1	19.3	Mathematics	23.3	25.0	21.7	Mathematics	24.1	42.3	28.6
Science	25.0	33.3	31.3	Science	39.6	43.6	39.0	Science	47.1	65.6	52.6
Talented and Gifted				Multi-Racial							
Eng. Lang. Arts	81.1	95.4	91.0	Eng. Lang. Arts	40.0	61.0	49.8	*, <5, and >95 are displayed when the data must be suppressed to protect student confidentiality.			
Mathematics	80.5	94.3	84.5	Mathematics	20.0	46.4	33.2				
Science	83.3	97.2	93.1	Science	62.5	69.0	57.9				

CURRICULUM & LEARNING ENVIRONMENT WHAT IS THIS SCHOOL DOING TO IMPROVE STUDENT LEARNING AND TO PREPARE STUDENTS FOR THE FUTURE?

SCHOOL READINESS

- 6th Grade Jumpstart Summer Camp
- 6th Grade Orientation Program in the Spring
- Peer Helper Program
- Attendance Monitoring
- Parent Education Classes
- Academic Family Nights
- Universal Breakfast and Lunch Program
- Mentor Program
- Leadership Program

ACADEMIC SUPPORT

- Comprehensive Response to Intervention Program
- AVID (Advancement Via Individual Determination)
- Special Education Support
- English Language Learner Program
- Before and After School Program
- Structured Homework Help
- Dual Language Program
- PBIS (Positive Behavior Intervention and Supports)
- Intervention Classes Through Title I Program (Reading and Math)

ACADEMIC ENRICHMENT

At Parrish Middle School academic enrichment is available to all students through a variety of opportunities:
Rigorous instruction for all students tied to the Common Core State Standards
AVID Elective in grades 6, 7 and 8
AVID Excel in grade 7
Accelerated Mathematics courses at the 7th and 8th grade levels
After school academic programs (including Elevate Math, MESA, and STEM Programs)
Dual Language (English/Spanish) Program offered at grades 6 – 8
Middle School Chapter of the National Junior Honor Society
Talented and Gifted Identification and Placement
Advanced CTE (Career Technical Education) courses in Family and Consumer Sciences and Computer Education

CAREER & TECHNICAL EDUCATION

- Comprehensive Family and Consumer Science Program
- Arts Education, including Computer Science

EXTRA-CURRICULAR ACTIVITIES/ AFTER SCHOOL PROGRAMS

- Before and After School Programs (Enrichment Academy)
- Cross Country grades 6 – 8
- Volleyball grades 7 and 8
- Football grade 8
- Soccer grades 6-8
- Track and Field grades 6 - 8
- Wrestling grades 6 - 8
- Comprehensive Music Program (Band, Choir and Orchestra)
- Robotics

Data and information in the Curriculum and Learning Environment section were provided by local schools and districts, and were not verified by the Oregon Department of Education.