

## FROM THE PRINCIPAL

Dear Parents and Community Members,

During the 2015-2016 school year, students in Oregon again took the Smarter Balanced Assessments. No overall school rating levels have been assigned to Oregon schools for the past two years. However, you will see a ratings level for Academic Achievement, Academic Growth, and Sub-group growth.

Achievement based on the Smarter Balanced Assessments showed:

- 50.6% of students in grades 3-5 met or exceeded state standards for English Language Arts
  - 34.7% of students in grades 3-5 met or exceeded state mathematics standards
- Both scores are slightly down from the previous year. Although we clearly have a lot of work to do, the good news is our Academic Growth and Student Group Growth scores have increased over the past two years. A particular point of pride is our percentage of points earned in the category of Student Group Growth has more than doubled! The increase in Academic Growth means our students have made gains in test performance as compared to their academic peers with similar

test scores throughout the state. The increase in Student Group Growth means we have done a better job of teaching our historically underserved student groups. The Myers staff is committed to increasing the academic success of ALL students. Teachers have received additional professional development this past year in delivering curriculum and creating positive behavior supports. This school year we are adopting a new literacy curriculum.

We appreciate the involvement of parents and our school community. You can support us by having your child read at home for at least 20 minutes every day. You can also help by monitoring your student's homework, attending parent-teacher conferences, and volunteering at the school. Limiting screen time and ensuring students arrive at school on time and are well-rested will also make a substantial positive impact on learning.

Together we will ensure our students are on track to graduate and prepared for a successful life.

Thank you,

Principal | Alan deMeurers

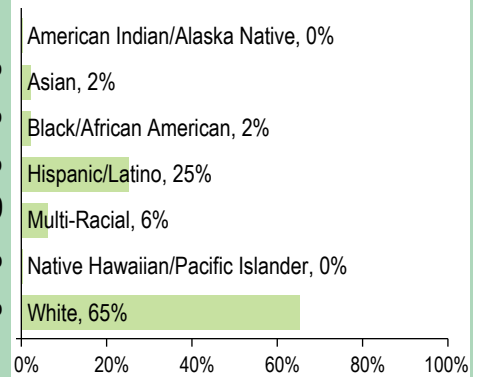
## SCHOOL PROFILE

ENROLLMENT 2015-16	505
K-3	331
4-5	174
6-8	--

MEDIAN CLASS SIZE	School	Oregon
Self-Contained	26.0	25.0
Departmentalized	--	--

SELECTED DEMOGRAPHICS	
Economically Disadvantaged	46%
Students with Disabilities	22%
Ever English Learner	20%
Different Languages Spoken	9
Regular Attenders	84.9%
Mobile Students	11.6%

## STUDENTS



## IMMUNIZATION RATES

Percent of students with all required vaccines: 95 (Visit [www.healthoregon.org/immdata](http://www.healthoregon.org/immdata) for more information.)

Percent of students without all required vaccines: 5

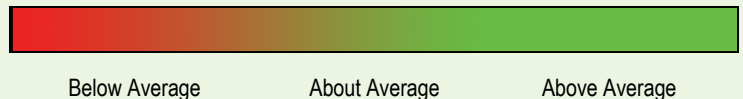
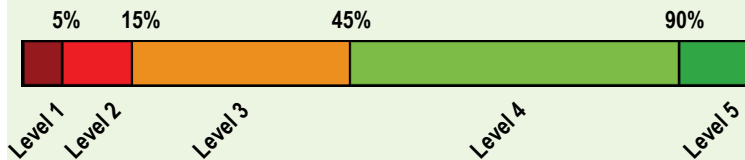
(This value includes students with medical exemptions, nonmedical exemptions, no immunization records, or up-to-date but incomplete immunization records.)

\*, <5, and >95 are displayed when data are unavailable or to protect student confidentiality.

\*\*\* indicates that this school offered lunch at no charge to all students.

## OVERALL SCHOOL RATING

Given the recent passage of the Every Student Succeeds Act (ESSA) and the expiration of Oregon's ESEA flexibility waiver on August 1, 2016, the State of Oregon will not assign ratings (i.e., overall and comparison school ratings) to schools for the 2015-16 school year.



## PROGRESS ARE STUDENTS MAKING ADEQUATE GAINS OVER TIME?

### SCHOOL PERFORMANCE

Performance of students enrolled in the school for a full academic year

Did at least 95% of the students at this school take required assessments?  Yes  No, Interpret Results with Caution  
*Participation rate criteria are in place to ensure schools test all eligible students.*

The Smarter Balanced and alternate assessments have four performance levels where levels 3 and 4 are meeting the standard for school and district accountability.

See report cards from previous years to view historical OAKS performance data.

	School Performance (%)			School Performance (%)	Oregon Performance (%)	Like-School Average (%)
	2012-13	2013-14	2014-15	2015-16	2015-16	2015-16
<b>English Language Arts</b> (Administered statewide in grades: 3-8, 11)				<b>Level 1</b>	<b>Level 2</b>	<b>Levels 3 &amp; 4</b>
All students in tested grades	2014-15 was the first operational year of the new English language arts assessment.			52.7 21.5 25.7	50.6 20.1 29.3	52.4 21.3 26.3
<b>Mathematics</b> (Administered statewide in grades: 3-8, 11)				<b>Level 1</b>	<b>Level 2</b>	<b>Levels 3 &amp; 4</b>
All students in tested grades	2014-15 was the first operational year of the new mathematics assessment.			37.7 37.3 25.0	34.7 33.1 32.2	44.9 28.5 26.6
<b>Science (OAKS)</b> (Administered statewide in Grades: 5, 8, 11)				<b>Did not meet</b>	<b>Met</b>	<b>Exceeded</b>
All students in tested grades	77.2	88.9	75.6	73.8	66.5	74.5
	13.9 63.3 22.8	22.2 66.7 11.1	14.1 61.5 24.4	6.3 67.5 26.3	15.7 50.8 33.5	20.8 53.6 25.5

Visit [www.ode.state.or.us/go/data](http://www.ode.state.or.us/go/data) for additional assessment results.

\*, <5, and >95 are displayed when the data must be suppressed to protect student confidentiality.

## OUTCOMES FOR KEY STUDENT GROUPS AT THIS SCHOOL COMPARED TO THE SAME GROUPS STATEWIDE

### STUDENT GROUP OUTCOMES

	School Performance (%)	Oregon Performance (%)	Like-School Average (%)	School Performance (%)	Oregon Performance (%)	Like-School Average (%)	School Performance (%)	Oregon Performance (%)	Like-School Average (%)
<b>Economically Disadvantaged</b>				<b>American Indian/Alaska Native</b>			<b>Native Hawaiian/Pacific Islander</b>		
Eng. Lang. Arts	27.5	40.7	44.5	Eng. Lang. Arts	*	35.5	34.8	Eng. Lang. Arts	*
Mathematics	22.0	32.9	35.0	Mathematics	*	28.7	34.8	Mathematics	*
Science	53.1	56.1	63.6	Science	*	51.7	62.5	Science	*
<b>English Learners</b>				<b>Asian</b>				<b>White</b>	
Eng. Lang. Arts	20.8	29.1	34.9	Eng. Lang. Arts	50.0	69.9	68.4	Eng. Lang. Arts	62.1
Mathematics	20.8	23.6	29.1	Mathematics	50.0	68.0	65.4	Mathematics	43.4
Science	26.7	38.7	51.9	Science	*	75.6	86.8	Science	85.2
<b>Students with Disabilities</b>				<b>Black/African American</b>				<b>Female</b>	
Eng. Lang. Arts	26.9	25.0	29.6	Eng. Lang. Arts	*	31.5	42.9	Eng. Lang. Arts	51.5
Mathematics	32.7	22.1	23.4	Mathematics	*	21.6	26.9	Mathematics	28.7
Science	53.3	38.4	44.3	Science	*	41.5	59.4	Science	64.9
<b>Migrant</b>				<b>Hispanic/Latino</b>				<b>Male</b>	
Eng. Lang. Arts	9.1	24.6	29.5	Eng. Lang. Arts	30.0	34.1	39.1	Eng. Lang. Arts	50.0
Mathematics	27.3	20.4	20.5	Mathematics	14.3	26.5	30.6	Mathematics	39.1
Science	*	36.1	37.0	Science	47.8	44.9	53.8	Science	81.4
<b>Talented and Gifted</b>				<b>Multi-Racial</b>					
Eng. Lang. Arts	90.9	95.4	>95	Eng. Lang. Arts	33.3	57.1	66.0		
Mathematics	88.2	95.1	>95	Mathematics	41.7	48.3	56.7		
Science	>95	97.7	>95	Science	*	70.0	79.6		

\*, <5, and >95 are displayed when the data must be suppressed to protect student confidentiality.

## CURRICULUM & LEARNING ENVIRONMENT WHAT IS THIS SCHOOL DOING TO IMPROVE STUDENT LEARNING AND TO PREPARE STUDENTS FOR THE FUTURE?

### SCHOOL READINESS

- Kindergarten Orientation
- Kindergarten literacy and math screening
- Annual Open House
- Consistent positive behavior plan throughout the school
- Bullying and harassment prevention program
- Students participate in 50 minutes of physical education each week
- School Counselor and half-time Behavior Specialist provide emotional, academic, and behavior support
- Our December 2015 Student Climate Survey indicates 98% of students think Myers is a good place to learn

### ACADEMIC SUPPORT

- Teachers collaborate and use data to improve instruction
- Elective dual language instruction (English & Spanish)
- English language support for second language learners
- Special education program for students with qualified learning needs
- Before school computer based reading & math support program for struggling students

### ACADEMIC ENRICHMENT

- Instruction designed to meet individual student needs
- Intervention instruction for struggling students
- Focus on college and career readiness skills
- Talented and Gifted program
- Diverse guest speakers and presenters in classrooms and assemblies
- Myers in Motion character development assemblies

### EXTRA-CURRICULAR ACTIVITIES/ AFTER SCHOOL PROGRAMS

- Active Parent Teacher Organization with strong parent and volunteer support
- Field trips/Class experiences for all grade levels provided by Parent Teacher Organization
- Oregon Battle of the Books reading competition
- Annual Science Fair
- Student Council
- Evening meetings for dual language students and families
- Student running club

*Data and information in the Curriculum and Learning Environment section were provided by local schools and districts, and were not verified by the Oregon Department of Education.*