

FROM THE PRINCIPAL

Dear Parents and Community Members,

The 2015-2016 school year was the 2nd year students had the opportunity to participate in the statewide Smarter Balanced assessments. The assessments are aligned to the new state standards. They set higher expectations for students than with the previous standards and assessments.

This year the overall school rating was not assigned, but you will see school wide results in academic achievement, academic growth, student group growth and participation results.

Morningside staff is committed to every student's academic, social and emotional achievement. Students are educated in a nurturing and supportive environment which supports academic success.

As part of our efforts to continue to increase academic success for all of our students and to provide targeted instruction, our teachers and support staff will continue to receive training so that we can provide even higher quality instruction in our classrooms.

As always, we thank you for being involved in your child's education and for being partners with us to ensure our students are college and career ready.

Thank you,

Principal | Mimi Pileggi

SCHOOL PROFILE

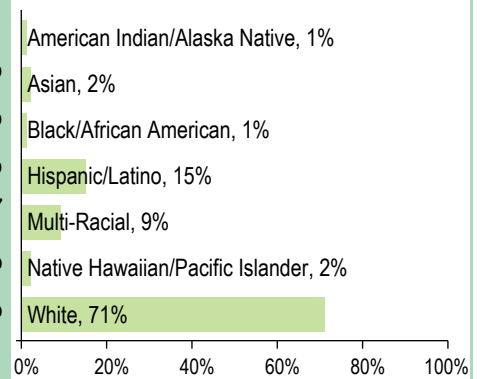
ENROLLMENT 2015-16	388
K-3	245
4-5	143
6-8	--

MEDIAN CLASS SIZE	School	Oregon
Self-Contained	28.0	25.0
Departmentalized	--	--

SELECTED DEMOGRAPHICS

Economically Disadvantaged	56%
Students with Disabilities	16%
Ever English Learner	10%
Different Languages Spoken	17
Regular Attenders	83.0%
Mobile Students	14.1%

STUDENTS



IMMUNIZATION RATES

Percent of students with all required vaccines: 98 (Visit www.healthoregon.org/immdata for more information.)

Percent of students without all required vaccines: 2

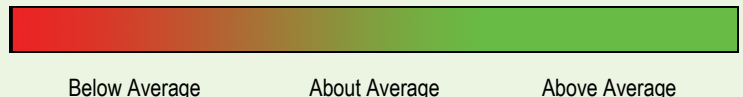
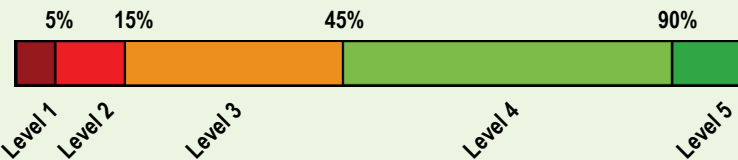
(This value includes students with medical exemptions, nonmedical exemptions, no immunization records, or up-to-date but incomplete immunization records.)

*, <5, and >95 are displayed when data are unavailable or to protect student confidentiality.

*** indicates that this school offered lunch at no charge to all students.

OVERALL SCHOOL RATING

Given the recent passage of the Every Student Succeeds Act (ESSA) and the expiration of Oregon's ESEA flexibility waiver on August 1, 2016, the State of Oregon will not assign ratings (i.e., overall and comparison school ratings) to schools for the 2015-16 school year.



PROGRESS ARE STUDENTS MAKING ADEQUATE GAINS OVER TIME?

SCHOOL PERFORMANCE	Performance of students enrolled in the school for a full academic year						
	Did at least 95% of the students at this school take required assessments? <input checked="" type="checkbox"/> Yes <input type="checkbox"/> No, Interpret Results with Caution <i>Participation rate criteria are in place to ensure schools test all eligible students.</i>						
The Smarter Balanced and alternate assessments have four performance levels where levels 3 and 4 are meeting the standard for school and district accountability.	School Performance (%)			School Performance (%)	Oregon Performance (%)	Like-School Average (%)	
	2012-13	2013-14	2014-15	2015-16	2015-16	2015-16	
English Language Arts (Administered statewide in grades: 3-8, 11)				Level 1	Level 2	Levels 3 & 4	
	All students in tested grades	2014-15 was the first operational year of the new English language arts assessment.			65.3 18.2 16.5	70.5 10.9 18.6	52.4 21.3 26.3
Mathematics (Administered statewide in grades: 3-8, 11)				Level 1	Level 2	Levels 3 & 4	
	All students in tested grades	2014-15 was the first operational year of the new mathematics assessment.			56.7 26.4 16.9	58.2 24.7 17.0	44.9 28.5 26.6
Science (OAKS) (Administered statewide in Grades: 5, 8, 11)				Did not meet	Met	Exceeded	
	All students in tested grades	76.9	81.1	81.8	82.1	66.5	69.1
	15.4 61.5 23.1	15.1 66.0 18.9	21.8 60.0 18.2	14.9 67.2 17.9	15.7 50.8 33.5	13.0 56.1 30.9	

Visit www.ode.state.or.us/go/data for additional assessment results.

*, <5, and >95 are displayed when the data must be suppressed to protect student confidentiality.

OUTCOMES FOR KEY STUDENT GROUPS AT THIS SCHOOL COMPARED TO THE SAME GROUPS STATEWIDE

STUDENT GROUP OUTCOMES	School Performance (%)	Oregon Performance (%)	Like-School Average (%)	School Performance (%)	Oregon Performance (%)	Like-School Average (%)	School Performance (%)	Oregon Performance (%)	Like-School Average (%)		
	Economically Disadvantaged				American Indian/Alaska Native			Native Hawaiian/Pacific Islander			
Eng. Lang. Arts	62.4	40.7	48.3	Eng. Lang. Arts	*	35.5	56.9	Eng. Lang. Arts	*	40.4	57.1
Mathematics	44.0	32.9	40.7	Mathematics	*	28.7	43.1	Mathematics	*	29.4	42.9
Science	81.0	56.1	58.8	Science	*	51.7	50.0	Science	*	46.5	57.1
English Learners				Asian				White			
Eng. Lang. Arts	70.0	29.1	34.9	Eng. Lang. Arts	*	69.9	77.4	Eng. Lang. Arts	73.0	59.2	62.2
Mathematics	60.0	23.6	28.2	Mathematics	*	68.0	77.4	Mathematics	60.3	51.7	55.0
Science	87.5	38.7	40.3	Science	*	75.6	87.5	Science	87.0	75.4	74.9
Students with Disabilities				Black/African American				Female			
Eng. Lang. Arts	41.9	25.0	26.7	Eng. Lang. Arts	*	31.5	56.1	Eng. Lang. Arts	79.3	57.3	62.1
Mathematics	25.8	22.1	21.6	Mathematics	*	21.6	39.0	Mathematics	58.0	43.8	48.0
Science	77.8	38.4	41.1	Science	*	41.5	76.5	Science	82.8	64.6	66.1
Migrant				Hispanic/Latino				Male			
Eng. Lang. Arts	*	24.6	18.2	Eng. Lang. Arts	62.5	34.1	39.5	Eng. Lang. Arts	63.4	47.6	55.2
Mathematics	*	20.4	18.2	Mathematics	43.8	26.5	31.5	Mathematics	58.4	46.0	53.4
Science	*	36.1	23.1	Science	66.7	44.9	44.1	Science	81.6	68.3	71.8
Talented and Gifted				Multi-Racial							
Eng. Lang. Arts	>95	95.4	>95	Eng. Lang. Arts	64.7	57.1	63.9	*, <5, and >95 are displayed when the data must be suppressed to protect student confidentiality.			
Mathematics	92.9	95.1	>95	Mathematics	75.0	48.3	50.8				
Science	>95	97.7	>95	Science	*	70.0	67.1				

CURRICULUM & LEARNING ENVIRONMENT WHAT IS THIS SCHOOL DOING TO IMPROVE STUDENT LEARNING AND TO PREPARE STUDENTS FOR THE FUTURE?

SCHOOL READINESS

- Assistance League support for student resources
- Counseling resources
- Daily breakfast and lunch program
- Common School Expectations

ACADEMIC SUPPORT

- Start Making A Reader Today
- Differentiated instruction to meet student needs
- English as a Second Language model to support English Language Learners
- Special Education Services
- Fast Forward
- Positive Behavioral Intervention & Supports

ACADEMIC ENRICHMENT

- TAG (Talented & Gifted) program
- Parent and Community Member Volunteers
- Computer Lab and Tablets
- Field trips connected to Common Core Standards

EXTRA-CURRICULAR ACTIVITIES/ AFTER SCHOOL PROGRAMS

- SKEF before and after school child care
- Parent Club Sponsored Family Nights
- Musical Performances
- Conflict Managers
- Student Council
- 5th grade Ambassador Program

Data and information in the Curriculum and Learning Environment section were provided by local schools and districts, and were not verified by the Oregon Department of Education.