

FROM THE PRINCIPAL

Dear Parents and Community Members,

During the 2015-16 school year students continued the transition to the Common Core State Standards including statewide assessments to measure achievement using the Smarter Balanced Assessment Consortium (SBAC). This year, JGEMS received an overall Academic Achievement Rating of Level 5. This rating indicates that our teachers have continued to deliver the same excellence you have come to expect at JGEMS. Some academic highlights that are included in this year's results:

- 76.8% of our students met or exceeded state English Language Arts standards.
- 63.2% of our students met or exceeded state Math standards.
- 97% of our 8th grade students met or exceeded state science standards on OAKS Science assessment.

We will consider your child's academic progress a partnership, and appreciate your help with monitoring students' homework, attending parent-teacher conferences, and volunteering. A strong partnership helps foster positive academic growth, as well as the development of strong study and work habits for every student. I encourage you to read the Salem-Keizer Public School's *Parents' Guide to Graduation* for your child's specific grade level. These guides outline achievement and instruction for each grade level, as well as what it takes to graduate. We look forward to continued partnership in 2016-17 to ensure all our students reach their highest potential as readers, writers, and problem solvers and are college and career ready.

Thank you,

Principal | Annie Morton

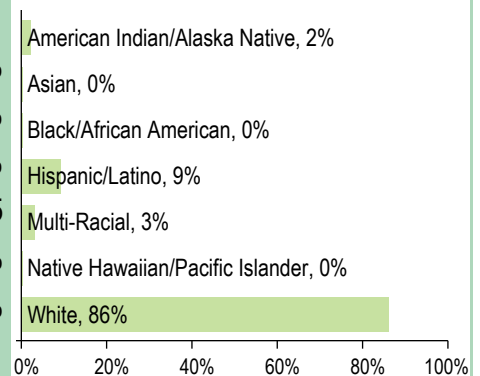
SCHOOL PROFILE

ENROLLMENT 2015-16	97	
MEDIAN CLASS SIZE	School	Oregon
English Language Arts	33.0	24.0
Mathematics	25.0	24.0
Science	33.0	26.0
Social Studies	--	--
Self-Contained	--	--

SELECTED DEMOGRAPHICS

Economically Disadvantaged	9%
Students with Disabilities	22%
Ever English Learner	7%
Different Languages Spoken	5
Regular Attenders	90.6%
Mobile Students	6.9%

STUDENTS



IMMUNIZATION RATES

Percent of students with all required vaccines: 93 (Visit www.healthoregon.org/immdata for more information.)

Percent of students without all required vaccines: 7

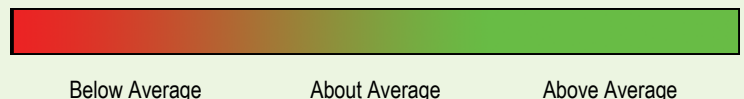
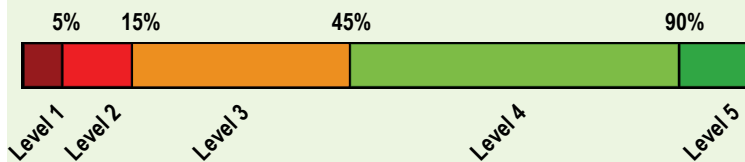
(This value includes students with medical exemptions, nonmedical exemptions, no immunization records, or up-to-date but incomplete immunization records.)

*, <5, and >95 are displayed when data are unavailable or to protect student confidentiality.

*** indicates that this school offered lunch at no charge to all students.

OVERALL SCHOOL RATING

Given the recent passage of the Every Student Succeeds Act (ESSA) and the expiration of Oregon's ESEA flexibility waiver on August 1, 2016, the State of Oregon will not assign ratings (i.e., overall and comparison school ratings) to schools for the 2015-16 school year.



PROGRESS ARE STUDENTS MAKING ADEQUATE GAINS OVER TIME?

SCHOOL PERFORMANCE

Performance of students enrolled in the school for a full academic year

Did at least 95% of the students at this school take required assessments? Yes No, Interpret Results with Caution
Participation rate criteria are in place to ensure schools test all eligible students.

The Smarter Balanced and alternate assessments have four performance levels where levels 3 and 4 are meeting the standard for school and district accountability.

See report cards from previous years to view historical OAKS performance data.

	School Performance (%)			School Performance (%)	Oregon Performance (%)	Like-School Average (%)
	2012-13	2013-14	2014-15	2015-16	2015-16	2015-16
English Language Arts (Administered statewide in grades: 3-8, 11)				Level 1	Level 2	Levels 3 & 4
All students in tested grades	2014-15 was the first operational year of the new English language arts assessment.			79.8 11.7 8.5	76.8 15.8 7.4	56.7 23.5 19.7
Mathematics (Administered statewide in grades: 3-8, 11)				Level 1	Level 2	Levels 3 & 4
All students in tested grades	2014-15 was the first operational year of the new mathematics assessment.			70.2 20.2 9.6	63.2 27.4 9.5	42.8 27.5 29.7
Science (Administered statewide in Grades: 5, 8, 11)				Did not meet	Met	Exceeded
All students in tested grades	>95	87.5	>95	>95	63.8	72.9
	* * <5	31.3 56.3 12.5	* * <5	* * <5	11.6 52.2 36.2	11.3 61.6 27.1

Visit www.ode.state.or.us/go/data for additional assessment results.

*, <5, and >95 are displayed when the data must be suppressed to protect student confidentiality.

OUTCOMES FOR KEY STUDENT GROUPS AT THIS SCHOOL COMPARED TO THE SAME GROUPS STATEWIDE

STUDENT GROUP OUTCOMES

	School Performance (%)	Oregon Performance (%)	Like-School Average (%)	School Performance (%)	Oregon Performance (%)	Like-School Average (%)	School Performance (%)	Oregon Performance (%)	Like-School Average (%)
Economically Disadvantaged				American Indian/Alaska Native			Native Hawaiian/Pacific Islander		
Eng. Lang. Arts	77.8	44.1	44.0	Eng. Lang. Arts	*	38.9	34.3	Eng. Lang. Arts	*
Mathematics	55.6	29.5	27.5	Mathematics	*	25.1	13.4	Mathematics	*
Science	*	52.7	62.3	Science	*	48.6	39.3	Science	*
English Learners				Asian				White	
Eng. Lang. Arts	50.0	37.0	41.6	Eng. Lang. Arts	*	75.5	70.0	Eng. Lang. Arts	80.2
Mathematics	50.0	24.8	32.0	Mathematics	*	70.0	43.3	Mathematics	66.7
Science	*	38.1	44.7	Science	*	73.3	81.8	Science	>95
Students with Disabilities				Black/African American				Female	
Eng. Lang. Arts	40.0	20.1	20.6	Eng. Lang. Arts	*	34.4	30.0	Eng. Lang. Arts	74.0
Mathematics	30.0	14.6	13.4	Mathematics	*	20.6	10.0	Mathematics	52.0
Science	83.3	30.8	38.9	Science	*	35.7	*	Science	92.3
Migrant				Hispanic/Latino				Male	
Eng. Lang. Arts	*	31.4	33.3	Eng. Lang. Arts	66.7	39.7	44.7	Eng. Lang. Arts	80.0
Mathematics	*	19.1	33.3	Mathematics	55.6	25.0	31.0	Mathematics	75.6
Science	*	33.3	66.7	Science	*	43.6	55.3	Science	>95
Talented and Gifted				Multi-Racial					
Eng. Lang. Arts	>95	95.4	>95	Eng. Lang. Arts	*	61.0	48.7		
Mathematics	92.3	94.3	>95	Mathematics	*	46.4	34.0		
Science	>95	97.2	>95	Science	*	69.0	60.7		

*, <5, and >95 are displayed when the data must be suppressed to protect student confidentiality.

CURRICULUM & LEARNING ENVIRONMENT WHAT IS THIS SCHOOL DOING TO IMPROVE STUDENT LEARNING AND TO PREPARE STUDENTS FOR THE FUTURE?

**SCHOOL
READINESS**

- Information night in March prior to lottery
- School-wide annual picnic in spring to welcome new families
- Open House for sixth graders
- Quarterly School Wide Community Building Meetings

**ACADEMIC
SUPPORT**

- Staffing conference scheduled with every school family, both fall and spring
- Weekly email to all families to communicate upcoming events and projects
- Daily General Science and Conservation Biology Classes
- Special education services
- ESOL Support for English Language Learners
- Optional after school study hall offered three days per week to all students
- Focused math after school study hall

**ACADEMIC
ENRICHMENT**

- Double Science Classes Daily
- Accelerated math class
- Talented and Gifted Program
- Multiple field work experiences including overnight trips at each grade level

**CAREER &
TECHNICAL
EDUCATION**

- All students are scheduled in computer class
- Every student has an individually assigned laptop for school use
- Science Technology Engineering Arts and Math (STEAM)
- Robotics

**EXTRA-
CURRICULAR
ACTIVITIES/
AFTER
SCHOOL
PROGRAMS**

- Soccer, Volleyball, Basketball, and Track
- VEX Robotics Team

Data and information in the Curriculum and Learning Environment section were provided by local schools and districts, and were not verified by the Oregon Department of Education.