

FROM THE PRINCIPAL

Dear Parents and Community Members,

During the 2015-2016 school year, all students in the state took the Smarter Balanced Assessment. The Smarter Balanced Assessment replaced the OAKS assessment. The Smarter Balanced assessment is aligned with the new standards taught and is a more in-depth assessment. The new content standards set higher expectations for students. This means that expectations for student achievement are higher than they used to be. As a result, it is likely that fewer students will score at the higher achievement levels on the assessments, especially the first few years. Results should improve as students have more years of instruction based on the new standards.

Being the second year the assessment was given, no school received an overall State School Report Card Rating. However, you will see school wide results on the following pages but **no overall ratings were given to schools this year.**

Based on the results reported, this second year Houck Middle School reported:

- English Language Arts 36.4% met/exceeded state standards
- Mathematics 25.7% met/exceeded state standards

At Houck, our expectation is that all Houck students are able to meet or exceed state standards. In order to assist students to grow academically we will continue to provide support classes in both Language Arts and Math. We will also be focusing our staff professional development on how we can engage all students in rigorous tasks, empower students with problem solving skills and content knowledge, and expand each student's

ability to be a critical thinker. These skills will be foundational for student success on the Smarter Balanced Assessment and in future endeavors in life. Additionally, we will incorporate universal assessments and data driven intervention programs in math and language arts. We will interpret the data regularly to actively monitor student learning of Common Core Standards. This will allow us to make data informed decisions on student learning and address areas of concern in a timely manner.

As a parent, you can support your student by having your child read daily, monitoring your student's homework, and checking your student's planner every evening. If you have any questions or concerns when doing these tasks with your student, please call us so we can work together to support your student. Also, you can review your student's grades by signing up in the ParentVUE system.

We look forward to partnering with you and your student in order for your student to achieve our district vision: All students graduate and are prepared for a successful life.

As always, we thank you for being involved in your child's education and for being partners with us to empower our students with the skills to graduate and be prepared for a successful life.

Thank you,

Principal | Mark Thompson

SCHOOL PROFILE

ENROLLMENT 2015-16 945

MEDIAN CLASS SIZE	School	Oregon
English Language Arts	24.0	24.0
Mathematics	25.5	24.0
Science	30.0	26.0
Social Studies	30.5	27.0
Self-Contained	--	--

IMMUNIZATION RATES

Percent of students with all required vaccines: 98 (Visit www.healthoregon.org/immdata for more information.)

Percent of students without all required vaccines: 2

(This value includes students with medical exemptions, nonmedical exemptions, no immunization records, or up-to-date but incomplete immunization records.)

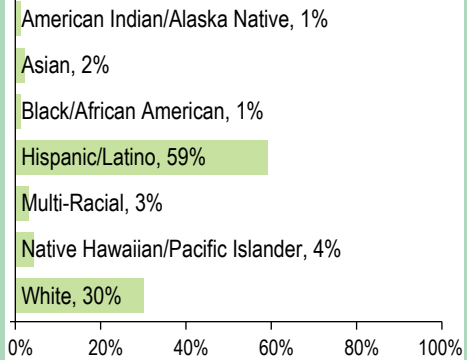
*, <5, and >95 are displayed when data are unavailable or to protect student confidentiality.

*** indicates that this school offered lunch at no charge to all students.

STUDENTS

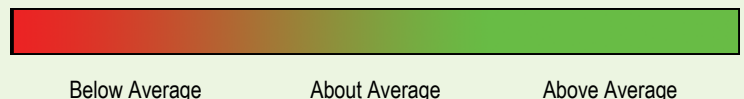
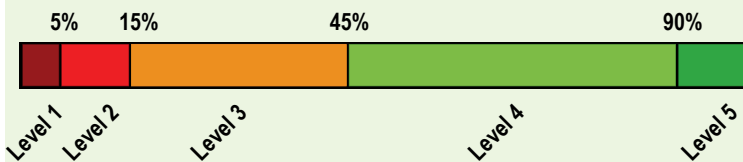
SELECTED DEMOGRAPHICS

Economically Disadvantaged	***
Students with Disabilities	19%
Ever English Learner	55%
Different Languages Spoken	15
Regular Attenders	76.4%
Mobile Students	18.6%



OVERALL SCHOOL RATING

Given the recent passage of the Every Student Succeeds Act (ESSA) and the expiration of Oregon's ESEA flexibility waiver on August 1, 2016, the State of Oregon will not assign ratings (i.e., overall and comparison school ratings) to schools for the 2015-16 school year.



PROGRESS ARE STUDENTS MAKING ADEQUATE GAINS OVER TIME?

SCHOOL PERFORMANCE

Performance of students enrolled in the school for a full academic year

Did at least 95% of the students at this school take required assessments? Yes No, Interpret Results with Caution
Participation rate criteria are in place to ensure schools test all eligible students.

The Smarter Balanced and alternate assessments have four performance levels where levels 3 and 4 are meeting the standard for school and district accountability.

See report cards from previous years to view historical OAKS performance data.

	School Performance (%)			School Performance (%)	Oregon Performance (%)	Like-School Average (%)
	2012-13	2013-14	2014-15	2015-16	2015-16	2015-16
English Language Arts (Administered statewide in grades: 3-8, 11)				Level 1	Level 2	Levels 3 & 4
All students in tested grades	2014-15 was the first operational year of the new English language arts assessment.			35.4 30.1 34.5	36.4 28.5 35.1	56.7 23.5 19.7
Mathematics (Administered statewide in grades: 3-8, 11)				Level 1	Level 2	Levels 3 & 4
All students in tested grades	2014-15 was the first operational year of the new mathematics assessment.			31.8 29.6 38.5	25.7 25.0 49.3	42.8 27.5 29.7
Science (Administered statewide in Grades: 5, 8, 11)				Did not meet	Met	Exceeded
All students in tested grades	51.0	43.8	46.6	40.2	63.8	50.7
	4.1 47.0 49.0	3.4 40.4 56.2	3.8 42.8 53.4	4.7 35.5 59.8	11.6 52.2 36.2	6.5 44.2 49.3

Visit www.ode.state.or.us/go/data for additional assessment results.

*, <5, and >95 are displayed when the data must be suppressed to protect student confidentiality.

OUTCOMES FOR KEY STUDENT GROUPS AT THIS SCHOOL COMPARED TO THE SAME GROUPS STATEWIDE

STUDENT GROUP OUTCOMES

	School Performance (%)	Oregon Performance (%)	Like-School Average (%)	School Performance (%)	Oregon Performance (%)	Like-School Average (%)	School Performance (%)	Oregon Performance (%)	Like-School Average (%)		
Economically Disadvantaged				American Indian/Alaska Native			Native Hawaiian/Pacific Islander				
Eng. Lang. Arts	36.4	44.1	41.4	Eng. Lang. Arts	45.5	38.9	37.4	Eng. Lang. Arts	18.8	43.3	34.0
Mathematics	25.7	29.5	28.0	Mathematics	9.1	25.1	23.0	Mathematics	12.5	29.0	20.2
Science	40.2	52.7	47.6	Science	*	48.6	46.2	Science	7.1	49.6	33.8
English Learners				Asian			White				
Eng. Lang. Arts	27.5	37.0	35.3	Eng. Lang. Arts	73.7	75.5	61.9	Eng. Lang. Arts	43.8	62.6	55.2
Mathematics	18.6	24.8	23.6	Mathematics	47.4	70.0	54.5	Mathematics	29.1	48.5	41.7
Science	26.4	38.1	37.0	Science	83.3	73.3	66.2	Science	56.8	71.5	67.5
Students with Disabilities				Black/African American			Female				
Eng. Lang. Arts	12.2	20.1	11.6	Eng. Lang. Arts	28.6	34.4	30.9	Eng. Lang. Arts	42.5	63.3	51.3
Mathematics	7.4	14.6	7.7	Mathematics	<5	20.6	16.3	Mathematics	26.5	43.4	32.4
Science	17.0	30.8	25.0	Science	*	35.7	31.3	Science	34.8	62.0	48.0
Migrant				Hispanic/Latino			Male				
Eng. Lang. Arts	28.9	31.4	29.3	Eng. Lang. Arts	31.1	39.7	36.0	Eng. Lang. Arts	29.4	50.5	38.4
Mathematics	18.4	19.1	19.8	Mathematics	24.2	25.0	22.2	Mathematics	24.8	42.3	30.4
Science	29.6	33.3	30.3	Science	34.4	43.6	38.8	Science	46.1	65.6	53.3
Talented and Gifted				Multi-Racial							
Eng. Lang. Arts	78.4	95.4	91.5	Eng. Lang. Arts	58.6	61.0	50.6				
Mathematics	73.6	94.3	86.5	Mathematics	34.5	46.4	35.3				
Science	91.7	97.2	93.6	Science	42.9	69.0	59.8				

*, <5, and >95 are displayed when the data must be suppressed to protect student confidentiality.

CURRICULUM & LEARNING ENVIRONMENT WHAT IS THIS SCHOOL DOING TO IMPROVE STUDENT LEARNING AND TO PREPARE STUDENTS FOR THE FUTURE?

SCHOOL READINESS

- Opening day/week activities
- Weekly Advisory period focused on teambuilding on student learning progress
- Back to School Night/ Open House
- Counselor-led academic and social skills lessons
- Student AVID Binders and school materials
- Student calendars and planners
- AVID parent Meetings
- Parent Teacher Committee Meetings
- 6th grade readiness class (keyboarding skills, computer skills, academic and social skills readiness strategies, etc.)

ACADEMIC SUPPORT

- AVID Instruction
- Math Intensive support class for grades 6-8
- Reading Intensive support class for grades 6-8
- Reading 180 intervention classes
- Study skills class
- Leadership class
- Implementation of Team Teaching strategies
- Special education program: support for students with qualified disabilities
- ELD program: language proficiency support
- Lunch time homework support for all students
- After School academic support classes

ACADEMIC ENRICHMENT

- Accelerated Math courses
- District Spelling Bee
- MESA: Mathematics Engineering Science Achievement Project
- Community Essay Contest
- Community Art Contest
- Student tutors through Leadership class
- Advanced Technology classes
- After school Enrichment class
- Community Partnerships
- Martin Luther King Jr. Presentation

CAREER & TECHNICAL EDUCATION

- Jazz band
- Students participated in community art shows
- Leadership class
- Orchestra, Band, & Choir programs
- After school Enrichment Academy activities
- Community partnerships
- Business Partnerships
- Talent and Gifted Program
- Local author visit
- Technology classes
- Industrial Technology Program
- Family and Consumer Sciences Program
- Caking Program

EXTRA-CURRICULAR ACTIVITIES/ AFTER SCHOOL PROGRAMS

- Interscholastic sports: 5, (Cross Country, Football, Volleyball, Track, and Wrestling)
- SKEF Enrichment Academy
- Oregon Battle of the Books (Reading club)
- Talent Show
- Robotics

Data and information in the Curriculum and Learning Environment section were provided by local schools and districts, and were not verified by the Oregon Department of Education.